



MANUAL TRANSMITTAL

Department of the Treasury
Internal Revenue Service

3.17.244

AUGUST 21, 2023

EFFECTIVE DATE

(10-01-2023)

PURPOSE

- (1) This transmits revised IRM 3.17.244, Accounting and Data Control, Manual Assessments.

MATERIAL CHANGES

- (1) IRM 3.17.244.2.1(3), Receipt of Manual Assessments (Form 2859), added Excise to exceptions to rejecting the Form 2859 when the ASER has more than 60 days left. IPU 22U1061 issued 11-02-2022.
- (2) IRM 3.17.244.4.4(1), Form 2859, Part C (Transactions), added note clarifying TC 150 and TC 300 cannot be on same Form 2859. IPU 23U0201 issued 02-01-2023.
- (3) IRM 3.17.244.4.5, Form 2859, Part D, added note clarifying what MFT Exc. Fringe Benefit is valid with. IPU 23U0201 issued 02-01-2023.
- (4) Exhibit 3.17.244-1, MFT and Penalty Reference Number Table, added new PRN 793 for MFT 30 and 31. IPU 23U0201 issued 02-01-2023.
- (5) IRM 3.17.244.2.2, After Hours Assessments, updated instructions to add email address.
- (6) IRM 3.17.244.4.5, Form 2859, Part D, converted Part D line information to table.
- (7) IRM 3.17.244.5.6, Additional Taxes on Qualified Plans (Including IRAs) and Other Tax-Favored Accounts, removed Ogden Only.
- (8) Exhibit 3.17.244-2, Abstract Numbers, updated valid abstract numbers.
- (9) Exhibit 3.17.244-3, Tax Return Information Chart, removed obsolete form 940EZ and added forms missing from chart.
- (10) Exhibit 3.17.244-4, Table for Blocking Series, removed obsolete AMA Code P5 and P6.
- (11) Exhibit 3.17.244-7, Manual Assessment Contacts, updated contact information, and Ogden eFax.
- (12) Minor editorial changes were made throughout the IRM.

EFFECT ON OTHER DOCUMENTS

IRM 3.17.244 dated August 18, 2022,(effective October 01, 2022) is superseded. This IRM also incorporates IRM Procedural Updates (IPUs) which were issued October 31, 2022 through January 31, 2023 - 22U1061 and 23U0201.

AUDIENCE

All Campus Accounting Employees

Michael V. Gomes
Associate Chief Financial Officer
for Revenue Financial Accounting

3.17.244

Manual Assessments

Table of Contents

3.17.244.1 Program Scope and Objectives

3.17.244.1.1 Background

3.17.244.1.2 Authorities

3.17.244.1.3 Responsibilities

3.17.244.1.3.1 CFO and Deputy CFO

3.17.244.1.3.2 Senior Associate CFO for Financial Management

3.17.244.1.3.3 Associate CFO for Revenue Financial Accounting

3.17.244.1.3.4 CFO and Campus Accounting

3.17.244.1.4 Program Management and Review

3.17.244.1.5 Program Controls

3.17.244.1.6 Terms/Definitions

3.17.244.1.7 Acronyms

3.17.244.1.8 Related Resources

3.17.244.2 Limitation on Assessments

3.17.244.2.1 Receipt of Manual Assessments (Form 2859)

3.17.244.2.1.1 Rejecting Manual Assessments

3.17.244.2.2 After Hours Assessments

3.17.244.2.3 Manual Assessment Contingency Plan

3.17.244.2.4 Processing Time Frames for Tax Day Assessment Deadline

3.17.244.3 Quick, Prompt, Jeopardy, and Termination Master File Assessments

3.17.244.3.1 Trust Fund Recovery Penalty (TFRP)

3.17.244.3.2 Quick Assessment

3.17.244.3.3 Prompt Assessment

3.17.244.3.4 Jeopardy Assessment

3.17.244.3.5 Termination Assessments

3.17.244.3.6 Receiving \$1 Billion Form 1040 Returns

3.17.244.3.6.1 Processing \$1 Billion in the Redesigned Revenue Accounting Control System (RRACS)
(Kansas City SPC Only)

3.17.244.3.7 Reviewing Quick, Prompt, Jeopardy, and Termination Assessment Requests

3.17.244.3.8 Time Frames

3.17.244.3.9 Preparation of Form 3552, Prompt Assessment Billing Assembly

3.17.244.3.10 Description of Form 3552, Prompt Assessment Billing Assembly

3.17.244.4 Automated Manual Assessment (AMA) Program

3.17.244.4.1 Add New Record

-
- 3.17.244.4.2 Document Locator Number (DLN) Block Assignment
 - 3.17.244.4.3 Form 2859, Parts A and B (Main Input)
 - 3.17.244.4.4 Form 2859, Part C (Transactions)
 - 3.17.244.4.5 Form 2859, Part D
 - 3.17.244.4.6 Show DLN
 - 3.17.244.4.7 Key Verify Existing Records
 - 3.17.244.4.8 Form 2859, Part C (KV)
 - 3.17.244.4.9 Form 2859, Part D (KV)
 - 3.17.244.4.10 Show DLN Screen Review
 - 3.17.244.4.11 Search
 - 3.17.244.4.12 Print 3552 by DLN Block
 - 3.17.244.4.13 Print Form 3552 Individually (Corrected Notice and Duplicate Bill)
 - 3.17.244.4.14 Print Form 813
 - 3.17.244.4.15 TC 971 Errors
 - 3.17.244.4.16 Summary Report
 - 3.17.244.5 Corrections of Math Errors on Returns Involving Quick and Prompt Assessments (Form 3552)
 - 3.17.244.5.1 Abating Unpostable Doc Code 51 Assessments (KCSPC NMF Only)
 - 3.17.244.5.2 Civil Penalties
 - 3.17.244.5.3 Monthly Form 941 and Form 720
 - 3.17.244.5.4 Statute of Limitations Expiration Cases (Protective Manual Assessments PMAs)
 - 3.17.244.5.5 Dyed Diesel Fuel and Dyed Kerosene Penalty Assessments (KCSPC Only)
 - 3.17.244.5.6 Form 5329 - Additional Taxes on Qualified Plans (Including IRAs) and Other Tax-Favored Accounts
 - 3.17.244.6 Numbering of Manual Assessment Documents for Transfer to the Master File
 - 3.17.244.7 Edit Form 3552
 - 3.17.244.8 General Information Mailing Form 3552
 - 3.17.244.8.1 Penalty Language Tool Instructions
 - 3.17.244.8.2 Undeliverable Form 3552
 - 3.17.244.8.3 Record Retention
 - 3.17.244.9 Taxpayer Advocate Case Procedures (TAS), National Service Level Agreement (SLA)
 - 3.17.244.10 Service Center Control File (SCCF)

Exhibits

- 3.17.244-1 MFT and Penalty Reference Number Table
- 3.17.244-2 Abstract Numbers
- 3.17.244-3 Tax Return Information Chart
- 3.17.244-4 Table for Blocking Series
- 3.17.244-5 Valid BMF Transaction Codes

-
- 3.17.244-6 Valid IMF Transaction Codes
3.17.244-7 Manual Assessment Contacts

3.17.244.1
(07-01-2021)
Program Scope and Objectives

- (1) Purpose: This IRM provides instructions for preparing quick, prompt and jeopardy assessments in the CFO Campus Accounting Operations.
- (2) Audience: CFO Campus Accounting employees
- (3) Policy Owner: CFO
- (4) Program Owner: Associate CFO for Revenue Financial Accounting, Campus Accounting
- (5) Primary Stakeholders: Campus Accounting employees throughout the CFO organization
- (6) Primary Goals: To provide efficient workflow guidance for manual assessments.

3.17.244.1.1
(09-06-2018)
Background

- (1) Manual assessments are made to protect the IRS's interest when the statute is imminent, or the collection of taxes is in jeopardy.
- (2) The Automated Manual Assessment (AMA) System provides IRS an automated assessment process and eliminates many of the manual procedures for processing assessments.
- (3) The AMA Program functions as a stand-alone, web-based system. There is not an electronic exchange of data between either Redesigned Revenue Accounting Control System (RRACS) or AMA. Data exchanged between RRACS and AMA is completed by manually entering data into RRACS.
- (4) This IRM describes the accounting procedures for manual assessments. It covers the process and procedures of the manual assessment program. These procedures and controls are necessary to comply with all administrative and legal requirements of the Department of Treasury, the IRS, and the Government Accountability Office (GAO).
- (5) **IRM deviations must be submitted in writing following instructions from IRM 1.11.2.2, Internal Management Documents System - Internal Revenue Manual (IRM) Process, IRM Standards and elevated through appropriate channels for executive approval.**

3.17.244.1.2
(06-13-2019)
Authorities

- (1) The authorities for this IRM include:
 - a. *26 CFR (Code of Federal Regulations) 301.6201-1, Assessment Authority*
 - b. *26 CFR 301.6203-1, Method of Assessment*
 - c. *31 USC 3512, Executive Agency Accounting and Other Financial Reports and Plans*
 - d. *IRC 3121Q, Payments Not Made to an Examiner*
 - e. *IRC 4081, Imposition of Tax (gasoline, diesel fuel and kerosene)*
 - f. *IRC 6166, Extension of Time to Pay Estate Tax*
 - g. *IRC 6715, Dyed Fuel Sold for Use or Used in Taxable Use, etc.*
 - h. *IRC 6651, Failure to File Tax Return or Pay Tax*
 - i. *IRC 6851, Termination Assessments of Income Tax*
 - j. *IRC 6852, Termination Assessments in Case of Flagrant Political Expenditures of Section 501(c)(3) Organizations*
 - k. *IRC 6861, Jeopardy Assessment of Income, Estate, Gift and Certain Excise Taxes*

- l. *IRC 6862*, Jeopardy Assessment of Taxes other than Income, Estate, Gift and Certain Excise Taxes
- m. *IRC 7429*, Review of Jeopardy Levy or Assessment Procedures

3.17.244.1.3
(07-01-2021)
Responsibilities

- (1) This section provides responsibilities for:
 - a. CFO and Deputy CFO
 - b. Senior Associate CFO for Financial Management
 - c. Associate CFO for Revenue Financial Accounting
 - d. CFO and Campus Accounting

3.17.244.1.3.1
(07-01-2021)
CFO and Deputy CFO

- (1) The CFO and Deputy CFO are responsible for establishing financial policy for the management and reporting of the IRS revenue collections. They also provide direction on financial management, ensure financial products are properly presented and maintained and ensure financial systems are compliant with federal standards.

3.17.244.1.3.2
(07-01-2021)
Senior Associate CFO for Financial Management

- (1) The Senior Associate CFO for Financial Management is responsible for establishing, maintaining, and ensuring compliance with revenue policy and procedures, revenue accounting operations and financial reporting.

3.17.244.1.3.3
(07-01-2021)
Associate CFO for Revenue Financial Accounting

- (1) The Associate CFO for Revenue Financial Accounting ensures proper accounting and timely reporting of IRS revenue collection activities.

3.17.244.1.3.4
(09-06-2018)
CFO and Campus Accounting

- (1) Employees within the CFO and Campus Accounting operations have the responsibility of utilizing the procedures outlined in the IRM to accomplish completion of assigned tasks associated with processing the requests received to complete manual assessments.
- (2) Throughout this section, references are made to other IRMs in relation to instructions necessary to process requests for manual assessments properly. Management shall be responsible for ensuring employees are aware of the related IRMs and how to obtain the electronic version of these IRMs on the Media & Publications website.
- (3) While working assigned cases, employees may come across some that are blocked on Integrated Data Retrieval System (IDRS). These cases can be identified by an IDRS security violation message, "Unauthorized Access to This Account". If encountered, forward the case to your manager. Managers will notify the local Planning & Analysis Staff, who will take the necessary steps for requesting access to the account. Managers will retain the original case in a file awaiting access (can take up to five (5) business days). Once notified access has been granted, the case can be worked, following applicable procedures.

3.17.244.1.4
(09-06-2018)
**Program Management
and Review**

- (1) Program Reports: In accordance with management accountability review regulations, managers are responsible for ensuring that internal controls are effective and efficient in day-to-day operations and safeguarded against waste, fraud, and abuse.
- (2) Program Effectiveness: Managers are responsible for conducting operational and/or management control reviews to identify weaknesses and mitigate known risks. Managers must perform program or spot reviews for accuracy and completeness. Discrepancies should be discussed with the appropriate functional area(s).

3.17.244.1.5
(09-06-2018)
Program Controls

- (1) Federal Government Accounting Requirements: 31 USC 3512, places the responsibility for establishing and maintaining adequate systems of accounting and internal control upon the head of each executive agency and states that the head of each executive agency shall establish and maintain systems of accounting and internal control that provide:
 - a. Full disclosure of the financial results of the agency's activities.
 - b. Adequate financial information needed for the agency's management purposes.
 - c. Effective control over and accountability for, all funds, property, and other assets for which the agency is responsible, including appropriate internal audit.
 - d. Reliable accounting results serving as the basis for preparation and support of budget requests, controlling the execution of its budget and providing financial information required by the President or other designated authority.
 - e. Suitable integration of the agency's accounting with Treasury's accounting in connection with the central accounting and reporting responsibilities imposed by the Secretary of the Treasury.
- (2) These systems must conform to the accounting principles, standards, and related requirements, as prescribed by the Comptroller General of the United States (U.S.). Historically, these have been reflected in the Government Accountability Office Policy and Procedures Manual for Guidance of Federal Agencies.
- (3) The accounting system of an executive agency or any of its component parts is subject to review and approval by the Comptroller General. The continuing efforts to improve, modernize and simplify accounting systems in the federal government are exercised under a joint program sponsored by the Comptroller General, the Secretary of the Treasury and the Director of Office of Management and Budget (OMB). This program contemplates the full development of sound accounting within each executive agency as a working arm of management and in terms of financial information and control. It envisions an integrated pattern of accounting and financial reporting for the government that is responsive to executive and legislative needs.
- (4) The established accounting and reporting principles, standards and basic procedures take into consideration the various areas of responsibility involved, the elimination of overlapping operations and paperwork and the broader application of efficient methods and techniques in accounting operations throughout the government.

3.17.244.1.6
(02-11-2021)

Terms/Definitions

- (1) The following terms and definitions apply to this program:
- a. **Automated Manual Assessment (AMA)** - The system used to complete manual assessments.
 - b. **Automated Non-Master File (ANMF)** - The system used to complete non-master file manual assessments.
 - c. **Certifying officer** - The individual responsible for “certifying” the Form 23C, Assessment Certificate - Summary Record of Assessments, which is what makes the assessments legal.
 - d. **Document Locator Number (DLN)** - A 14-digit number assigned to every document that is processed through the pipeline.
 - e. **Form 2859 (Request for Quick or Prompt Assessment)** - The form that is completed by originators that need manual assessments completed.
 - f. **Form 3552 (Prompt Assessment Billing Assembly)** - The form that is generated from the AMA application when the OE and KV tasks have been completed. It is used as a notice to the taxpayer to inform them of the assessment that has been completed.
 - g. **Form 1331 (Notice of Adjustment)** - The form received in accounting when PMAs have been requested. The information needed to reverse a previously processed PMA must be included.
 - h. **Key Verification (KV)** - The second step taken in the AMA application when processing requests for manual assessments.
 - i. **Name Control (N/C)** - A two to four-character element that represents the beginning of the taxpayers’ last name.
 - j. **Original Entry (OE)** - The first step taken for data entry in the AMA application when processing requests for manual assessments.
 - k. **Redesigned Revenue Accounting Control System (RRACS)** - The system used to complete the journal actions.
 - l. **Taxpayer Identification Number (TIN)** - A nine-digit number that is assigned to a specific taxpayer. This number must be present on all forms, returns and documents received for processing.

3.17.244.1.7
(09-06-2018)

Acronyms

- (1) The following acronyms apply to this program:

Acronyms	Definitions
AMA	Automated Manual Assessment
ANMF	Automated Non-Master File
ASED	Assessment Statute Expiration Date
DLN	Document Locator Number
IDRS	Integrated Data Retrieval System
IDT	Identity Theft
IRC	Internal Revenue Code
KV	Key Verification
MF	Master File
MFT	Master File Tax (Code)

Acronyms	Definitions
NC	Name Control
NMF	Non-Master File
OE	Original Entry
PMA	Protective Manual Assessment
POA	Power of Attorney
PRN	Penalty Reference Number
RRACS	Redesigned Revenue Accounting Control System
SCCF	Service Center Control File
TIN	Tax Identification Number

3.17.244.1.8
(06-13-2019)
Related Resources

- (1) The following IRMs are frequently used in conjunction with this IRM and should be referred to when additional clarification is needed.
 - a. IRM 3.17.30, SC Data Controls
 - b. IRM 3.17.46, Automated Non-Master File Accounting
 - c. IRM 3.17.64, Accounting Control General Ledger Policies and Procedures
 - d. IRM 3.30.123, Processing Timeliness: Cycles, Criteria and Critical Dates
 - e. IRM 25.6.1, Statute of Limitations Processes and Procedures

3.17.244.2
(06-13-2017)
Limitation on Assessments

- (1) The manual assessments are prepared expeditiously to protect an assessment from being barred by the expiration of the period of limitation or to expedite the collection process. After the assessment is made, the transactions are transferred to the master file account.
- (2) An assessment cannot be made after the statutory period of limitation has expired. The Submission Processing Campus (SPC) director is required to report to CFO headquarters immediately upon discovery of cases in which the statutory period of limitation expires prior to assessment of tax underpayments. See IRM 25.6.1.13, Barred Assessments/Barred Statute Cases, for additional information.

3.17.244.2.1
(11-02-2022)
Receipt of Manual Assessments (Form 2859)

- (1) Form 2859, Request for Quick or Prompt Assessment, will be processed within five (5) business days from the date of receipt unless a specific 23C date has been requested.

Note: If you have not received your DLN within five (5) business days, or before the ASED expires, whichever comes first, contact the RACS manager.
- (2) When a Form 2859 is received in RACS function, the receiving office will review the manual assessment for completeness and verify that the assessment statute expiration date (ASED) has not expired. These requests will typically be received via eFax or scanned (via a shared folder). For the most recent revision of the Form 2859, Request for Quick or Prompt Assessment, please access the Media & Publications website.

Note: eFaxed, or scanned documents can be considered originals.

- (3) If the ASED has more than 60 days left, the assessment can be processed through master file. If any requests are received with more than 60 days left on the ASED, the Form 2859 must be rejected back to the originator. IRM 3.17.244.2.1.1, Rejecting Manual Assessments for guidance. The following provides exceptions to rejecting the Form 2859 back to the originator:

- Quick assessments may be prepared by Statute and Excise for returns where the transaction code (TC) 610 has been posted but the TC 150 has not posted. These requests will have an ASED that is more than 60 days. These requests are to be processed.
- Status 12 (ST12) cases received from the Statute function will have more than 60 days left on the ASED. These cases are to be processed.

Note: Per IRM 25.6.1.11.1.4.2.10, ST-12 (Credit - No Return), the two exceptions listed above should have a transcript of the account attached to the Form 2859.

- Ogden may receive cases marked as "Prompt Assessment to satisfy IRC 6751". These cases can/will have more than 60 days left on the statute. They will also have a penalty explanation attached that is to be mailed, along with the Form 3552, Prompt Assessment Billing Assembly, to the taxpayer.
 - Agreed Unpaid assessments over \$50,000 must be manually assessed using quick and prompt assessment procedures. These requests may/will be received with more than 60 days left on the ASED.
 - Over \$100,000 agreed, but unpaid, and the 23C date through Integrated Data Retrieval System (IDRS) will not be within 30 days from the agreement received date.
 - **Austin Only - LB&I Offshore Voluntary Disclosure Program (OVDP) assessments.** These assessments may be received with more than 60 days left on their ASED and they will be accepted and processed.
 - Requests received with the annotation 25% omission in the remarks section are to be processed. These assessments are a result of taxpayer omitting 25% or more of income on the originally filed return. See IRM 25.6.1.9.5.3, 25% Omission for additional information.
 - Requests received with annotation Foreign Tax Credit in the remarks section are to be processed.
- (4) If a request is received and the ASED has expired, reject the request back to the originator. See IRM 3.17.244.2.1.1, Rejecting Manual Assessments, for guidance.

Exception: Some "Exception Processing" cases will come from the Statute function. These cases will be identified as Exception Processing on the Form 3210, Document Transmittal, and are to be processed. See IRM 25.6.1.9.5, Special Assessment Periods - Related to Return or Item on Return for explanations.

Exception: In situations where a case has gone to court and the ASED has expired, assessments may be made 60 to 90 days after the court decision. These cases should include a copy of the Form 870, Waiver of Restrictions on Assessments & Collection of Deficiency in Tax & Acceptance of Overassessment, which extends the ASED. These cases are typically received from Appeals.

Note: In situations where the taxpayer files an amended return prior the ASED expiring, the ASED will be different from what's shown on master file. The Form 2859 must have the annotation 60-day rule - amended return in the remarks section.

- (5) Identity Theft cases (IDT) will be processed regardless of the ASED. See IRM 25.6.1.6.14(3)b , Criteria for Establishing a Statute of Limitations Period.
 - These cases (requests for manual assessment) will be processed regardless of the ASED.
 - These cases will be identified with "Reverse Abatement" written on the Form 3210 and/or "Identity Theft Case" written on the Form 2859.
- (6) Assessments labeled 6020(b), do not require an ASED.
- (7) Requests received that total \$1 billion or more must be rejected back to the originator. ISRP is unable to transcribe amounts \$1 billion or more. The originator will need to prepare multiple (2 or more) Forms 2859 to have the assessments completed.
- (8) If the Form 2859 is correct and the ASED has not expired, sign Form 3210 and return Part 3 (Acknowledgement copy) via email or shared folder within 24 hours.
- (9) If the assessment statute expiration date (ASED) falls on a Saturday, Sunday or Holiday, assessments can be processed on the next business workday (see IRM 3.30.123.2.2, Work Planning and Control, Holiday, or Weekend Impact).

Note: If an immediate assessment is needed, every effort should be made to have the request in the accounting function as early as possible. A telephone call and/or an email should be forwarded to the contact shown below prior to sending in the request. This will ensure that Accounting is aware of the assessment and processing can be completed timely.

Campus	Contact Names	Contact Phones
Austin	Kenneth Baker	737-800-5042
	Tasha Harris	737-800- 7704
*Cincinnati	Donna Sandman	859-320-4572
	Trista Allen	859-320-4342
*Fresno	Isadora Velasquez	559-454-6969
	Leonora Hutchison	559-454-6507

Campus	Contact Names	Contact Phones
Kansas City	Denise Shay (RACS Unit 1)	816-499-5872
	Katherine Burch (RACS Unit 1)	816-499-6062
	Christina Tuey (RACS Unit 2)	816-499-5376
	Brent Fanning (RACS Unit 2)	816-499-5941
Ogden	Curtis Sanders	801-620-6898
	Wendy Hadley or Sheila Paulson	801-620-7867 801-620-7216

Note: *Cincinnati and Fresno are consolidated sites and assist with inputting assessments. Cincinnati inputs into the Kansas City database and Fresno inputs into the Ogden database.

3.17.244.2.1.1
(02-11-2021)

Rejecting Manual Assessments

(1) Whenever you receive a request that needs to be rejected, you must:

- Contact the requestor, via telephone or email.
- Explain to the requestor why the case is being rejected.
- Return the request back to the originator with the reason for the rejection clearly notated on the Form 3210 or within the body of the email.

Note: See IRM 3.30.123.3.8, Processing Timeliness: Cycles, Criteria and Critical Dates, Request for Manual Assessment.

3.17.244.2.2
(08-21-2023)

After Hours Assessments

(1) Each site must establish procedures for after-hours assessments. After-hours assessments include such items as imminent statutes, jeopardy and terminations that cannot be legally assessed during regular hours of the following workday. The following are steps that must be taken to ensure the necessary coverage is provided:

- Appoint after-hours assessment officers, ensuring there is an assessment officer available at all times.
- Regularly review the appointments and the SERP Who/Where tab for Prompt, Quick, Jeopardy and Termination Assessments to ensure that the list is current.
- Ensure that the after-hours assessment officers are properly and thoroughly trained to prepare a manual Form 23-C, Assessment Certificate - Summary Record of Assessments.
- Provide the assessment officers with all the necessary forms and instructions for preparing the Form 23-C.
- Each site must have procedures in place that will ensure the manual Form 23-C is given to the RACS team on the next business day for journal entry.

- (2) Procedures must be in place to ensure the necessary steps are taken to have the assessment journalized and posted to the taxpayer(s) account. The following steps should be taken:
- The assessment officer should instruct the originator to eFax or email the Form 2859 to the designated eFax number or email address.
 - Ensure the manual Form 23-C is given to the RACS team on the next business day for journal entry.
 - On the following business day, a Form 3552 must be manually prepared and a DLN must be assigned.
 - Place the DLN on the Form 2859 and return to the originator.
 - Take normal steps to send the Form 3552 through pipeline processing for posting to the taxpayer(s) account.

Note: See SERP Who/Where under Prompt, Quick, Jeopardy and Termination Assessments for contacts: <http://serp.enterprise.irs.gov/databases/who-where.dr/prompt-quick-jeopardy-termination-assessments.html>.

3.17.244.2.3
(08-18-2022)
**Manual Assessment
Contingency Plan**

- (1) If a situation arises, such as unusually high volumes, disruption of service due to inclement weather or other work stoppage situations and a site is unable to process manual assessments, work should be forwarded to the alternate site listed below.
- (2) The primary site needs to first contact the CFO headquarters (HQ) analyst to advise that their site is unable to process the manual assessments. HQ will issue an immediate SERP Alert to advise customers of the situation.
- (3) Any requests for manual assessments, where the statute is imminent should be forwarded after contact has been made, via telephone, to the alternate site. The transfer of the work can be accomplished via eFax, scanning, or via a shared folder. The method used to transfer any receipts should be determined when contact is made.
- (4) All requests that are received at an alternate site will become the responsibility of that site for completion of all necessary steps. These items will be listed on an Excel spreadsheet with all pertinent data (TIN, name control, tax period, amount) and forwarded to the primary site. The primary site will have to review their receipts/ pending requests to ensure that a duplicate assessment is not completed.
- (5) If a situation has prevented the site from access and the manual assessments have been input but the 23C needs to be generated and signed, CFO will be contacted as written in IRM 3.17.64.6.9, Business Resumption/Disaster Recovery Plan for the Signing of 23C Assessment Certificates.

Primary Site	Alternate Sites	Contact Name	Contact Phone Number
Austin	1. Kansas City	Nicole Salazar	816-499-5950
	2. Ogden	Curtis Sanders	801-620-6898
Kansas City	1. Ogden	Curtis Sanders	801-620-6898
	2. Austin	Kenneth Baker	737-800-5042

Primary Site	Alternate Sites	Contact Name	Contact Phone Number
Ogden	1. Kansas City	Nicole Salazar	816-499-5950
	2. Austin	Kenneth Baker	737-800-5042

3.17.244.2.4
(08-18-2022)

**Processing Time Frames
for Tax Day Assessment
Deadline**

- (1) OE stops at 8:00 PM local time.
- (2) KV stops at 9:00 PM local time.
- (3) Customer stops sending assessments at 11:30 PM local time.

Note: If in Pacific Time Zone, cutoff is 10:30 PM local time.

- (4) 23C Certificate sent to individual responsible for signing by 11:45 PM local time.

Note: Tax Day is on April 15th, but some circumstances cause it to fall on a different day some years. See IRM 25.6.1.6.18, List of Legal Holidays, for explanation.

3.17.244.3
(07-01-2021)

**Quick, Prompt,
Jeopardy, and
Termination Master File
Assessments**

- (1) Quick, prompt, jeopardy and termination assessments are increases in tax, penalty or interest that must be manually processed because the increase cannot be delayed by normal processing on the IDRS. Generally, area office and campus personnel prepare these manual assessments when the expiration of the period is imminent or when the collection process must be accelerated.
- (2) The only variable that distinguishes one assessment from another is the reason for making the assessment. Different reasons for making either a quick, prompt, jeopardy or termination assessment are defined below, and notice routing instructions are provided.

Note: Austin SPC processes all quick, prompt and jeopardy assessments for Brookhaven (Statute Operation only) and Austin.

Note: Ogden SPC processes all quick, prompt and jeopardy assessments for Andover, Ogden, and Philadelphia.

Note: Kansas City SPC processes all quick, prompt and jeopardy assessments for Atlanta, Cincinnati, Kansas City and Memphis.

Note: Exception: Trust fund recovery penalty (TFRP) assessments will be worked by the Ogden SPC (see IRM 3.17.244.3.1, Trust Fund Recovery Penalty (TFRP)).

Note: Ogden SPC will work all termination assessments.

Exception: Manual assessments for individual tax returns with a tax module balance over of \$1 billion or more, must be sent to the Kansas City SPC to be processed through ANMF.

3.17.244.3.1
(02-11-2021)
**Trust Fund Recovery
Penalty (TFRP)**

- (1) TFRP assessments against individuals (IMF) will be processed by the Ogden SPC. TFRP assessments against business entities are processed as NMF by Kansas City SPC. If a TFRP assessment is misdirected, the preparer will be notified by phone or email and the TFRP will be sent back to the preparer.

3.17.244.3.2
(02-01-2011)
Quick Assessment

- (1) Quick assessments are assessments made expeditiously to protect the period of limitation. The quick assessment of additional taxes and agreed deficiencies is made when the statutory period for assessment will expire before assessment action can be completed under regular procedures.

Note: The taxpayer must pay the amount of unpaid tax following notice and demand within 21 calendar days (10 business days if the amount demanded is \$100,000 or more) to avoid the accrual of additional penalties and interest. If the taxpayer is in a receivership or probate proceeding, an immediate proof of claim may be filed.

- (2) Quick assessments permit assessment of taxes subject to deficiency procedures during bankruptcy where a statutory notice of deficiency was issued before bankruptcy and the period for petitioning the Tax Court expired prior to bankruptcy. For deficiency notices issued during bankruptcy, unagreed assessments cannot be made while the taxpayer is prohibited by the bankruptcy automatic stay from petitioning the Tax Court absent a final decision of the Bankruptcy Court determining the deficiency. Agreed assessments of deficiencies where the assessment period is not about to expire during bankruptcy are made under regular procedures.
- (3) Quick assessments permit assessment of summarily assessable taxes during bankruptcy to protect the statute of limitations for assessment where the assessment period is about to expire.
- (4) Quick assessments permit assessment during insolvency proceedings.
- (5) Quick assessments permit the assessment of the TFRP outside of or during bankruptcy.
- (6) Quick assessments allow the assessment of unpaid income, estate, or gift tax

assessment cannot be input through IDRS in time to have the 23C date within 30 days of the agreement date.
- (7) They provide for protective manual assessments (PMA). A PMA is made when time does not permit normal research of statute clearance.
 - a. These assessments are held until it is determined by the Statute Team that research either substantiated the assessment or that abatement action is necessary.
 - b. Protective manual assessments cannot be held over 45 days; taxpayer must receive billing within 60 days.
- (8) Notices for quick assessments are sent directly to the taxpayer, unless otherwise specified.

3.17.244.3.3
(02-01-2011)

Prompt Assessment

- (1) Prompt assessments are assessments made without delay when collection appears to be at risk. The intention is to proceed with collection action as soon as possible after the assessment.
- (2) They are available for use only for voluntarily filed returns secured by the IRS on delinquency investigations and returns compliance programs and for voluntarily filed returns otherwise received when the period of limitation is about to expire.

Note: Prompt assessments may also be used for TFRP cases.

- (3) If the taxpayer pays the amount of unpaid tax following notice and demand within 21 calendar days (10 business days if the amount demanded is \$100,000 or more), the accrual of additional penalties and interest will be avoided.

Note: If collection is in jeopardy, a jeopardy assessment must be used. They are usually requested by Collection.

- (4) Notices for prompt assessments are always sent to the requestor unless the remarks section states “**Mail Form 3552 (Prompt Assessment Billing Assembly) directly to taxpayer.**”

Note: When mailing Form 3552 directly to taxpayer, Part 5 of Form 3552 will be sent to the requestor.

- (5) The requestor will do one of two things: Forward the assessment to the taxpayer or personally hand deliver the assessment to the taxpayer.

3.17.244.3.4
(02-01-2011)

Jeopardy Assessment

- (1) Jeopardy assessments allow for the collection of taxes in circumstances in which it is determined that collection of tax would be endangered if normal procedures were followed. Jeopardy assessments are usually requested by the Examination Function but can also be requested by Collection. They protect the government’s interest under IRC 6861 (Jeopardy Assessment of Income, Estate, Gift and Certain Excise Taxes) and IRC 6862 (Jeopardy Assessment of Taxes other than Income, Estate, Gift and Certain Excise Taxes). These assessments will be processed within 24 hours of receipt.
- (2) Jeopardy assessments are immediate assessments made without delay. The area director must determine jeopardy. Associate Area Counsel (SB/SE) must approve all jeopardy and termination assessments in writing. See IRC 7429 (Review of Jeopardy Levy or Assessment Procedures).

Note: A signed Form 2644, Recommendation for Jeopardy, or Termination Assessment, must accompany the Form 2859.

- (3) Notices for jeopardy assessments are sent to the requestor. The requestor normally has already prepared a Form 3552 to hand deliver or mail to the taxpayer.
- (4) Where immediate collection is necessary, the jeopardy assessment can be followed by a jeopardy levy. The area director must determine jeopardy. Where a jeopardy determination has been made, a jeopardy levy, which can follow a jeopardy assessment (or other assessment), is a levy made after assessment but before the expiration of the 30-day period for requesting a collection due

process (CDP) hearing. Associate Area Counsel (SB/SE) must approve jeopardy levies in writing. See IRC 7429.

3.17.244.3.5
(02-01-2011)
**Termination
Assessments**

- (1) Termination assessments provide for termination of a taxpayer's taxable year when a jeopardy situation exists and will be processed at the Ogden SPC.
- (2) They protect the government's interests under the provisions of IRC 6851 (Termination Assessments of Income Tax) and IRC 6852 (Termination Assessments in Case of Flagrant Political Expenditures of Section 501 (c) (3) Organizations. They protect the government's interest by allowing the government to assess for the current or immediately preceding taxable year, at any time prior to the due date for filing.
- (3) Only a territory manager, acting territory manager or an officer in an equivalent position in an International Function, can terminate a taxable period. They must make a finding that the taxpayer designs to depart from the U.S. quickly, or remove his property therefrom, or conceal himself or his property therein, or do any other act tending to prejudice or render wholly ineffectual proceedings to collect.

Note: Notices for termination assessments are sent to the Compliance Campus, Collection and Examination Operations.

- (4) Requests for termination assessment will be made with a Form 2859, Request for Quick or Prompt Assessment and a signed Form 2644, Recommendation for Jeopardy/Termination Assessment.
- (5) Accounting is responsible for processing all requests and ensuring that the assessments are made timely. Non-Master File (NMF) is responsible for preparation of Form 6335, NMF First Notice, from the information provided by the requestor.

3.17.244.3.6
(07-01-2021)
**Receiving \$1 Billion
Form 1040 Returns**

- (1) Tax returns that could result in a tax module balance of \$1 billion or more will come in via over-night traceable mail from campuses or from the Rejects/Unpostables function.

Note: Manual assessments for individual tax returns with a tax module of \$1 billion or more cannot be transferred to master file. These assessments must be sent to the Kansas City SPC to be processed through NMF.

- (2) Research the "Possible \$1 Billion Taxpayers" Excel spreadsheet and NMF Open and Closed database to ensure return was not previously assessed.

Note: The "Possible \$1 Billion Taxpayers" Excel spreadsheet is maintained in TIN order. There are six (6) columns for information: TIN, Name, MFT, Period, DLN and TC 590 CC 19.

- (3) Verify all credits claimed.
 - Payment tracer research - IDRS, IMFOL, 4610 Account, Unidentified Remittance File (URF)/ Excess Collection File (XSF)
 - Tax withheld at source - Form W-2, Wage and Tax Statement, Form 1099 series, Schedule K-1 series, etc.

- (4) If refund return, prepare Form 3753, Manual Refund Posting Voucher, and obtain authorized signature. **Be sure to protect the 45-day interest free period.**
- (5) Prepare all documents needed to transfer credits to the taxpayer's non-master file account. Input a history item on the master file module indicating documents have been prepared to transfer credits to non-master file.
- (6) If all claimed credits have been verified, prepare a cover sheet on letter size paper with large bold print stating **"ALL CREDITS VERIFIED. DO NOT BILL TAXPAYER."** If refund issued, include statement on cover sheet to show refund in the amount of (\$...) has been already issued.
- (7) If unable to verify all claimed credits, prepare cover sheet indicating the location and amount of credits being transferred so that bill does not go out for incorrect amount.
- (8) Update the "Possible \$1 Billion Taxpayers" Microsoft Excel spreadsheet (maintained at KCSPC) with all available information in taxpayer identification number (TIN) order. Photocopy pages 1 and 2.
- (9) Send tax return with cover sheet to assessment desk for batching and numbering. The assessment desk will send back for photocopying. Immediately photocopy page 1 and return original tax return to assessment desk for processing.
- (10) Under cover of Form 3210, hand carry credit transfer document to Refund Team for numbering and preparation of Form 813, Document Register. Indicate **"Expedite - \$1 Billion Return"** in remarks section of Form 3210. Also notate **"Return after numbering"** on Form 3210.
- (11) Hand carry to RACS (Revenue Accounting Control System) on a Form 3210 for expedite processing once the document has been numbered and returned from Refund Team.
- (12) Monitor master file and non-master file (NMF) until all documents have posted, including the Transaction Code 590 Closing Code (CC) 19 that is required input by the NMF team to the Master File tax period, per IRM 3.17.46.6.4(6). If a document goes unpostable, contact Unpostables and take necessary steps to post to taxpayer's master file account correctly.
- (13) For credit elects, research MF to determine if the tax module would be under the \$1 billion limit if credit elects were transferred in. If under the limit, prepare Form 3809, Miscellaneous Adjustment Voucher, to transfer the credit elects from the current NMF account to the following year's master file account tax module.
- (14) If credit elects would result in \$1 billion or more of transactions on the next year's MF account, prepare Form 3809 to transfer credit elects to the 4610 Account. Input history on next year's MF account tax module indicating the amount and location (Kansas City 4610 Account) of the credit elects.

Note: Not all the taxpayers listed on the spreadsheet have \$1 billion or greater tax returns every year. Most of these taxpayers obtain the maximum extensions of time to file and their tax returns are usually not received by IRS until

October 15th. Monitor master file for the taxpayers listed on the "Possible \$1 Billion Taxpayers" Excel spreadsheet for the current year tax return and record the data if it is posted on MF.

3.17.244.3.6.1
(02-01-2011)

**Processing \$1 Billion in
the Redesigned Revenue
Accounting Control
System (RRACS)
(Kansas City SPC Only)**

- (1) All \$1 billion tax returns and associated documents received in RACS are to be given expedite processing.
- (2) When \$1 billion tax returns are received in RACS from the assessment desk for renumbering to NMF, hand carry them to the accounting reports analyst for Batching, Numbering and Code and Edit. When the tax returns are received back from the accounting reports analyst, assess as Daily (taxable) and hand carry them to the database administrator (DBA) in NMF for input to the ANMF system.
- (3) Verify Lines 61 through 73. Verify that all payments claimed have been received. Code Line 61 and 64 (Excess Social Security withheld) with TC 800 in red after verifying amount with Forms W-2s and Forms 1099, Schedule K-1, etc. Return to RACS assessment desk for Batching, Numbering and Code and Edit.
- (4) Photocopy NMF numbered and coded Form 1040, U.S. Individual Tax Return, pages 1 and 2, Forms W-2, Forms 1099, Schedule K-1, etc., and Forms 4688 and maintain in TIN order. Enter on log.
- (5) Give Form 1040 to RACS assessment technician with a letter size cover sheet attached stating **"DO NOT BILL TAXPAYER,"** unless a true balance due results after all credits are taken into consideration.
- (6) Prepare all necessary documents; example; Form 3753 for manual refund if applicable and credit transfers from master file to the 4610 ledger account as needed.
- (7) Do not release any documents to RACS, other than Form 3753 unless it is a Monday. Wait until the Monday after Form 1040 return posts to NMF and then release.

Note: Not releasing documents other than Form 3753 (unless it is a Monday), prevents the Document Locator Number (DLN) from appearing on the Service Center Control File (SCCF) as aged (due to old Julian Dates in DLNs, which are based upon prior year transaction dates).

- (8) If the 45-day interest free period has expired, interest must be calculated and included on Form 3753. The Form 3753 must then be signed by a manager or other authorized person and hand delivered to the scheduler with a photocopy of Form 1040, pages 1 and 2, together with photocopies of all supporting documentation.

Note: Alert individual who breaks down Form 3753 that the pink copy is to be given to the report analyst, who will then give it to the assessment desk technician for attachment to original return.

- (9) Each Monday, RACS will receive from the report analyst, Form 3210 with Form 813, and numbered documents for processing. Ensure that the first journal

entry is completed and input to ANMF Block Control Screen and hand carried to NMF DBA or NMF Manager on the same day as received from the report analyst.

- (10) Once the documents are received from the reports analyst, the ANMF DBA will immediately input them into the ANMF System, via "Load Old Accounts/Transfer In" screen.
- (11) Input TC 590 CC 19 to the master file tax period to prevent issuance of a taxpayer delinquency investigation (TDI) notice.
- (12) Once processing is complete, prepare Form 2275, Records Request, Charge and Recharge, and place in folder going to files. Remove return from Files folder and under cover of the Form 3210, send return to Statistics of Income (SOI) for photocopying.
- (13) When DLNs for subsequent transaction documents (Form 2424, Account Adjustment Voucher and/or Form 3809) are received (on Mondays only), ensure they are input to the ANMF system on the same day as received, e.g., Monday.
- (14) Once a Recap from ANMF has been generated and received, batched, and journalized in RRACS, deliver Form 813 via Form 3210 to Data Control Manager or Lead for immediate entry to Good Block Proof Record on SCCF.

Note: This requirement is to ensure none of the \$1 billion Form 1040 NMF DLNs appear on the SCCF Age List.

3.17.244.3.7
(07-01-2021)

**Reviewing Quick,
Prompt, Jeopardy, and
Termination Assessment
Requests**

- (1) Review all requests to ensure they are complete.
 - a. Use the latest revision of the Form 2859 that is found on the Media & Publications website.

Note: Any Form 2859 that has a zero in a blank field other than Part C 5A, will be rejected back to the requestor unless the transaction code requires a zero.

Note: If a request is received for Form 940, Employer's Annual Federal Unemployment (FUTA) Tax Return and Part D contains information related to credit reduction wages there must be a TC 150 on the Form 2859, if not notify the originator that the request will be rejected.
 - b. When requests are received, they should include the requestor's full name, address, and telephone number. Form 2859 contains a chart of all required items for each type of return. If any **Must Enter** lines are missing, contact the requestor. See the following charts (Figure 3.17.244-1).
 - c. When requests are being reviewed, you need to ensure that the total assessment amount is not \$1 billion or more. Requests received that total \$1 billion or more must be rejected back to the originator. The originator will need to create multiple Forms 2859s to get the assessments done.
 - d. All Forms 2859 must be signed by an "authorizing official" prior to sending to accounting.

Note: An electronic signature (reflecting authorizing official's SEID), original signature or stamped signature will be permitted.

- e. The AMA application will assign a DLN and generate Form 813 for journal entry through RRACS. See Exhibit 3.17.244-4 for Blocking Series. Summary Record of Assessments (Form 23C which is the RRACS Report 006) must be signed before notifying the requesting office of the date of signature and the DLN Assignment.

Note: An electronic signature (reflecting authorizing official's SEID) or original signature will be permitted.

Note: Once the requestor has received acknowledgment of receipt, Summary Record of Assessments date, the DLN, and any necessary corrections to the assessment(s), the original forms can be destroyed by the requestor.

Important: Chief Counsel has approved destroying the original request which allows the IRS to treat the hard copy eFax/Scan as an original form for legal purposes.

- f. If the Statute of Limitations is not imminent, original returns may be sent to Input Correction before assessment so that correct tax, interest, and penalties are assessed.
- (2) **KCSPC Only** - If the return is for a Form 706, U.S. Estate Tax Return, and the estate is paying tax under the installment privilege, then the following additional information is required:
 - a. Revised value of the closely held business; and
 - b. Revised value of the adjusted gross estate (IRC 6166, 14-year installment privilege).
 - (3) The requestor is responsible for reversing all penalties incompatible with this quick, prompt or jeopardy assessment. Reversals that have been made should be noted on the request. Take no action if there is no indication on the request.
 - (4) **OSPC Only** - As of January 1, 2004, Business Master File (BMF) has been programmed to accept Form 5330, Return of Excise Taxes Related to Employee Benefit Plans, MFT 76, manual assessments.

3.17.244.3.8 (07-01-2021) Time Frames

- (1) Jeopardy and Statute cases must be assessed immediately. Quick and prompt assessments which request a specific assessment date must be made by that date. Quick and prompt assessments that are neither Statute Imminent nor request a specific assessment date (23C date) have a processing time frame of no longer than five days.

Note: If you have not received your DLN within five (5) business days, or before the ASED expires, whichever comes first, contact the RACS manager.

- (2) Original requests for quick, prompt or jeopardy assessments are the source documents. When requests are made via eFax or scanned (via a shared folder), the requestor is required to also submit the source documents along with the request for quick, prompt or jeopardy assessment. The source documents include:
 - a. Form 2859, Request for Quick or Prompt Assessment
 - b. Form 2749, Request for Trust Fund Recovery Penalty Assessment

- c. Form 2644, Recommendation for Jeopardy/Termination Assessment
- d. Tax returns (when applicable)

Note: eFaxed Form(s) 2859 are considered the original request.

- (3) If the volume of source documents is too large to eFax, the source documents should be mailed to the campus immediately after eFaxing request for prompt, quick or jeopardy assessment. If source documents are not received within five (5) working days, follow-up with the requestor to secure the source documents. If source documents are not received within five (5) working days after follow-up request, release assessment request as is to Files. Source documents received after release of assessment request should be forwarded to Files for association.

3.17.244.3.9
(01-31-2012)
**Preparation of Form
3552, Prompt
Assessment Billing
Assembly**

- (1) Form 3552 is prepared from Form 2859, Request for Quick or Prompt Assessment Use Program and Function Code 420-75600. You can view the latest revision of the Form 3552 on the Media & Publications website.

3.17.244.3.10
(07-01-2021)
**Description of Form
3552, Prompt
Assessment Billing
Assembly**

- (1) The top part contains entity and assessment information. All the following should be completed. The location of this information on Form 2859 is in parentheses:
 - a. MFT
 - b. Tax Period (Part C, line 2a)
 - c. Assessment Date (23C date)
 - d. Document Locator Number
 - e. Employee IDRS # of requestor (Part B)
 - f. Notice Date
 - g. Name Control (Part A)
 - h. Taxpayer Identifying Number (Part A)
 - i. Form Number or "CVPN" for Civil Penalty (Part C, line 1)
 - j. Plan/Report Number (Part C, line 2b)
 - k. Tax Period Ended (Part C, line 2a)
 - l. Taxpayer Name and address (Part A)
- (2) The second part (numbered 1 thru 28) contains account adjustment information for updating the master file. Fields 1 thru 20 note which forms being assessed require entries. This information is in Part D of Form 2859. Line 24 (870 Agreement Date) should only be completed when the assessment is an audit or Appeals assessment, TC 300, 304 or 308. This information is in Part A of Form 2859.
- (3) The third part (numbered 31 thru 37) contains the assessment and billing information found in Part C, on Form 2859.
 - a. These entries must be TC 150, 290 or 300 and can be found in Part C, lines 3a, 4a, 4b or 5a of Form 2859; or the input of TC 294 or TC 298 with or without a TC 290 or TC 304 or TC 308 with or without TC 300.
 - b. The use of TC 290/294/298 with TC 300/304/308, (e.g., use of TC 294 with a TC 304 and/or TC 300) is invalid. When TC 294, 298, 304 or 308 are input, an interest computation date is always required.
 - c. An Interest-To-Date is always required with a TC 340.

- d. The TC 294 or 298 can be listed on Line 12 of Form 2859 and on Column 32 of Form 3552. The interest computation date will be listed on the "Int. Comp. Date" field in Part A of Form 2859 and input on Line 23 of Form 3552. The 2% interest date (if applicable) will be listed on the "2% Int. date" field in Part A of Form 2859 and input on Line 22 of Form 3552. TC 340 and the Interest-To-Date will be listed on Line 17, Part C, of Form 2859 and Line 21 of Form 3552.
 - e. Form 3552 may be completed with an interest computation date, interest-to-date, and a 2% interest date. An interest computation date or interest-to-date is required by the criteria listed above. The 2% interest date is only entered if the large corporate underpayment (LCU) rate applies.
 - f. All dates listed in the reference column should be the 23C date except for the Return Received Date (TC 610) found in Part C, line 3b on Form 2859 and netted interest dates found in Part C, Line 13 through 15 on Form 2859.
 - g. Penalty and Interest assessments follow next on the form. The failure to pay (FTP) is an exception. The TC 270 is only assessed when the current and future FTP computations are to be restricted. The requestor of the assessment will indicate in the remarks area of the Form 2859, if future computations of Failure to Pay penalty (FTP) are to be restricted. The amount is then entered in column 33 of Form 3552. When it is not assessed and not to be included in the transfer balance, the FTP accrued through the 23C date is entered on its own line just above line 37 of Form 3552. It is added to the balance due in column 35 for the taxpayer notice. The computer will then generate and assess the penalty when payments are received. (Penalty and interest information is found in Part C lines 4c, 5a thru 15 and line 17 on Form 2859.)
 - h. Lines 36 and 37 are civil penalty information. The Penalty Reference Number is a three-digit number found on Form 2859, Part C, lines 4c or 5b. The reference amount is the amount of the penalty found on the same lines.

Note: If a PRN is a part of the assessment, you must access the penalty reference tool to obtain the explanation that needs to go out to the taxpayer.
 - i. All other unassessed transactions, as well, as payments collected and credits that are posted on specific modules are entered in this part in column 29.
 - j. The transfer balance, which is shown on line 38, will also be printed in the blank space after Item 52, Credit Reduction Wages. This is the total of all assessed tax, interest, and penalties (except the FTP penalty) adjusted by Withholding Credits and Earned Income Credit changes.
 - k. The balance due, column 35, is the total of all transactions both debits and credits on the form (including the FTP penalty).
- (4) The fourth part (numbered 39 thru 54) contains special information for Form 940, Form 720, Quarterly Federal Excise Tax Return, Form 4720, Return of Certain Excise Taxes on Charities and Other Persons Under Chapter 41 and 42 or the IRC, and Form 5329, Additional Taxes on Qualified Plans (Including IRAs) and Other Tax-Favored Accounts. This information is found in Part D, lines 21a and 21b on Form 2859. If it is a Form 940, the state code and credit reduction wages must be present when there is a TC 150 (9312 and prior).

Refer to Exhibit 3.11.154-12, Credit Reduction States and Rates.

Note: If it is a Form 94X with a TC 150, Part D of Form 2859 must be completed.

3.17.244.4
(10-01-2015)

Automated Manual Assessment (AMA) Program

- (1) To start the program, navigate to the home page at: <https://ama.web.irs.gov/ama/>. The following screen will appear:

Figure 3.17.244-1

3.17.244.4.1
(10-01-2015)

Add New Record

- (1) From the AMA Main Menu, place your mouse over “AMA, Database, and then click on Add New Record”, to see the next window:

Figure 3.17.244-2

3.17.244.4.2

(08-18-2022)

**Document Locator
Number (DLN) Block
Assignment**

- (1) This screen allows a block to be assigned to one person, giving the capability for numerous employees to input records with similar assessment information simultaneously.

If Field is:	Then:
Form Number	Enter the Form Number from Form 2859, Part C, Line 1.
MFT	The MFT is generated by the AMA program based on the Form Number that is input. Note: If the assessment is for Form 1040, Form 2749, Form 8278, or Civil Penalty, you will need to specify the MFT code. You must input the correct MFT as indicated on the Form 2859 by the originator.
23C Date	Enter the 23C Date shown on Part A, if specified. Assign a 23C date if the next available date box is marked.
Assessment Type	Enter the assessment Type.

- (2) When all four fields have valid data in them, the program will display the next available block based on the information entered.
- (3) When the program generates a DLN Block, it is considered assigned to the current user (See Figure 3.17.244-4).

DLN Block Assignment

Form Number: 941

MFT Code: 01

23C Date: 03/24/2014

Assessment Type: Q1

Your DLN is: 001510831280014

Buttons: Cancel, Refresh, Accept

Figure 3.17.244-3

- (4) To close this window, click on the “Cancel” button to return to the “AMA Home page.”.
- (5) Review the data fields for validity and make any necessary corrections. If a correction is made, click on the “Refresh” button. This will release the block and assign a block based on the new information.

- (6) If the information is correct, click on the “Accept” button, the following screen will appear:

OE

Figure 3.17.244-4

3.17.244.4.3
(08-18-2022)

Form 2859, Parts A and B (Main Input)

- (1) Use Part A & B of Form 2859 to fill in the appropriate fields.
- District** - This field should contain the two-digit district code for your Service center. This field cannot be modified.
 - Assess Type** - Generated by DLN Block Assignment Screen.
 - SSN or EIN** - This field should contain a **S** if the TIN is an SSN or an **E** if the TIN is an EIN. This field cannot be modified.
 - TIN** - Enter TIN. (Required field)
- Note:** For Form 5329 Assessments (MFT 29), enter “**P**” at the end of the SSN (e.g., xxx-xx-xxxx**P**)
- Name Control** - Enter the Name Control from Part A. (Required field)
 - Taxpayer Name** - Enter the Name from part A. (Required field)
- Note:** If the assessment requires three name lines, the “Address 1” is used as a name line, enter the street address information in the “Address 2” field.
- Address** - Enter the Address from Part A. (Required field)

- h. **City, State, Zip** - Enter the City, State and Zip in the appropriate boxes as found on Part A. (Required field)

Note: To input a foreign address, enter the name of the country in the "City:" field and a period (.) in the "State" field (to indicate a foreign address). The "Zip" field should be left blank.

- i. **870 Agreement Date** - Enter the 870 Agreement Date (TC 300, 304 or 308 only) from Part A. (If present)
- j. **Corr. Rec'd Date** - Enter the Correspondence Received Date from Part A. (If present)
- k. **Employee IDRS #** - Enter the Employee Assignment Number from Part B. (Required field)
- l. **23-C Date** - Enter the 23C date shown on Part A, if specified. Assign a 23C if the next available date box is marked. This is a required field.
- m. **2% Interest Date** - Enter the 2% Interest Date from Part A. (If present).

Note: TC 340 must be present - not valid for MFT 29, 30,55

- n. **Int. Comp. Date** - Enter the Interest Computation Date from Part A. (If present).

Note: TC 294, 295, 298, 304, 308, 309 must be present

- o. **Form Number** - Enter the form number from Part C or pick up the form number from the drop-down list. This will cause the MFT code to appear in the box to the right.
- p. **Period Ended** - Enter the Period Ended from Part C, #2a, in YYYYMM format.
- q. **Period End Date** - Generated by the program.
- r. **Plan/Report No.** - Enter the Plan/Report Number, Part C, #2b. (Required Field for MFT 46 and 76)
- s. **Ret. Rec'd Date** - Enter the Return Received Date, Part C, # 3b. (Required for a TC 150)
- t. **Interest to Date** - Enter the Interest/Interest-To-Date from Part C, #17. (Required for a TC 340) if date is missing contact the originator.
- u. **270 or 777** - Enter a TC 270 or TC 777 (See If Then table below)

Note: This will cause another box to appear below for the transaction amount.

If ...	Then ...
TC 270 for zero dollars	Input on Part C only
TC 270 with money and is not restricted	Input on Part A & B only
TC 270 with money and is restricted	Input on Part C only

Note: The TC 270 goes on Part A & B or Part C, not both. Look in the remarks section of Form 2859 for the originator to notate if it's restricted. If nothing is notated, you will input it as 'not' restricted.

Note: If the TC 270 is input on Part A & B, the balance on Part C will be off the amount of the TC 270 input on Part A & B.

- (2) To move to the next page of the form, continue pressing the [Enter] or [TAB] key through to the last field. Use the Enter button or click on the Part C tab to get to the next window when you're in the last field on the page.
- (3) After entering a Taxpayer Identification Number (TIN) in the "SSN" or "EIN" field, the program will check the database for assessments with the same TIN.
- (4) If a match is found, you will receive the following message.

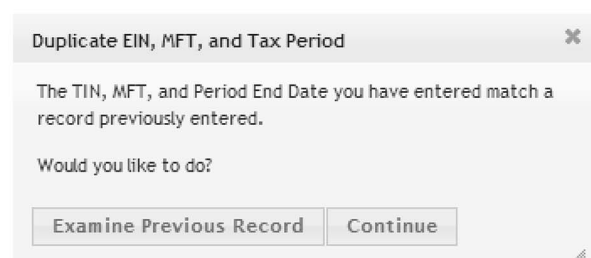


Figure 3.17.244-5

- (5) Respond to the message appropriately to continue processing the assessment information.

- (6) An additional check is made to determine if the information being entered will duplicate an existing assessment.
- (7) The duplicate assessment check is made after inputting the “Period Ended” field.
- (8) The following message will appear allowing you to examine the existing assessment.

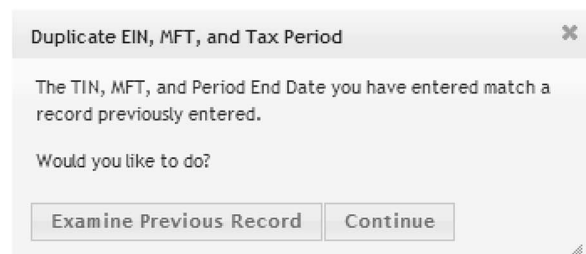
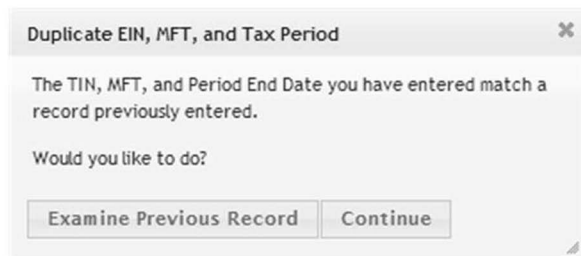


Figure 3.17.244-6

Note: Do not continue inputting until you have completed research to determine if you are creating an exact duplicate.

- 3.17.244.4.4 (02-01-2023)
Form 2859, Part C
(Transactions)
- (1) Use Part C of Form 2859 to complete this window.

The screenshot shows a software window titled 'Form 2859, Part C (Transactions)'. At the top, there are four tabs: 'Main Input Part A and B', 'Part C' (which is selected and highlighted), 'Part D', and 'Show DLN'. Below the tabs, the window is divided into several sections. On the left, there are two rows of input fields. The first row has 'TC:' followed by an empty box and 'Amount:' followed by an empty box. The second row has 'TC:' followed by an empty box, 'Amount:' followed by an empty box, and 'Date:' followed by an empty box. To the right of these fields is a 'Ref #' label followed by an empty box and an 'Amount:' label followed by an empty box. Below the 'Date' field is an 'Add' button. To the right of the 'Add' button is a 'Transfer Balance:' label followed by a text box containing '0.00'. Below the 'Add' button is a table with four columns: 'TC', 'TCAmount', 'TCDate', and 'TCOrder'. The 'TC' column has one row with an empty box. The 'TCAmount' column has one row with an empty box. The 'TCDate' column has one row with an empty box. The 'TCOrder' column has one row with an empty box. To the right of the table is a 'Total TC's and Ref:' label followed by a text box containing '0.00'. At the bottom of the window, there are three buttons: 'New', 'Delete', and 'Delete All'. Below these buttons are three more buttons: 'Reset', 'Exit', and 'Save'.

The screenshot shows a dialog box with a title bar that says 'Duplicate EIN, MFT, and Tax Period' and a close button (X). The main text in the dialog box reads: 'The TIN, MFT, and Period End Date you have entered match a record previously entered. Would you like to do?'. At the bottom of the dialog box, there are two buttons: 'Examine Previous Record' and 'Continue'.

Figure 3.17.244-7

- a. **TC** Enter the first Transaction Code (TC). Input is restricted to TC 150, 290, 298, 300 or 308. (Located on lines 3a, 4a, 4b and 5a of Form 2859.)

Note: A TC 150 and TC 300 cannot be listed on the same Form 2859.

- b. **Amount** Enter the amount that corresponds to the TC.
c. **Ref #** Enter the Penalty Reference Numbers (e.g., 618, 680, 681) from Line 4c or line 5b for (TC 290 or 300).
d. **Amount** Continue entering TC's with amounts listed in Part C.

Note: If a TC 150 was entered as the first TC, the second TC will be a 610.

- e. **TC** Continue entering the TC's with amounts listed in Part C.
f. **Amount** Continue entering the amounts that correspond to the TC(s).
g. **Date** Dates may be required for some TC's. If dates are needed, the program will allow you to enter a date. (e.g., TC's 765, 767, 772 and 802)

Note: The transaction date of any reversing transaction must be the same as the posted transaction. If date is missing, contact the originator.

- h. **Payment on Tax Module** Only for payments made on the assessment which have posted to Master File.
i. **Transfer Balance** Not a data entry field. It will appear as transaction and/or Penalty Reference Number and money amounts are input. This field will show a running total of the transfer balance.

Note: The transfer balance should never be a credit balance.

- j. **Total TC's & Ref** Not a data entry field. Will appear as transaction and/or Penalty Reference Number money amounts are input. This field will show a running total of transaction and Penalty Reference Number amounts.

Note: The total TC's and Ref amount cannot be a credit balance.

Note: Credit increase adjustments must be processed on an additional adjustment document. If there are excess credits and additional deficiencies needing to be assessed, enter a TC 570 for zero to prevent the credit from refunding. If an overpayment exists after the assessment posts to the module, and the taxpayer is entitled to a refund, input a TC 571 to reverse the TC 570.

- k. **Other Dates** If a required date was not entered on Parts A and B, a message window will appear requiring you to enter the necessary information. The following examples illustrate specific messages for required missing date information.

Note: If you forget to enter a "Return Received Date" or the "Interest To Date" and one is required, the applicable message will appear allowing you to enter the appropriate date.

Figure 3.17.244-8

Figure 3.17.244-9

- (2) After you have completed Part C, check the “Transfer Balance” and “Total TC’s & Ref” amounts. The “Transfer Balance” amount should be the same value as line 18 or line 22 of Form 2859, Part C.

Form Number	Must Enter Lines Part C Choose One Set from Column 1, 2 or 3			Applicable Lines Part D	Special Instructions
	1	2	3		
Form 11–C, Form 990, Form 990–C, Form 990–T, Form 990–PF, Form 1041-A, Form 1065, Form 2290, and Form 8038 Series.	3a, 3b	4a	4b	None	
Form 706	3a, 3b	4a	4b	None	Complete Part C, line 4c, if... a “return related” penalty is applicable but only if line 4a is for \$0.00 or line 4b is completed. The only valid Penalty Reference Numbers for line 4c are 680, 681, 682 and 686

Form Number	Must Enter Lines Part C Choose One Set from Column 1, 2 or 3			Applicable Lines Part D	Special Instructions
	1	2	3		
Form 720, Form 4720, Form 5329 and Form 5330	3a, 3b	4a	4b	22a, 22b,	
Form 940	3a, 3b	4a	4b	23, 24, 25a, 25b	
Form 941	3a, 3b	4a	4b	1, 2, 2a, 2b, 3, 4, 5, 6, 8, 9, 11a, 11b, 11c, 12, 13, 14, 15, 16	Complete Line 1 for Form 941 posted prior to 12/31/2004. Complete Line 16 for Form 941 posted after 12/31/2004.
Form 943	3a, 3b	4a	4b	1, 2, 2a, 2b, 4, 5, 6, 11a, 11b, 11c, 13	
Form 944	3a, 3b	4a	4b	2, 2a, 2b, 3, 4, 5, 6, 9, 11a, 11b, 11c, 12, 13, 14, 15, 16	Complete Line 12 for prior year Form 944.
Form 945	3a, 3b	4a	4b	1, 2, 13, 18	
Form 1040, Form 1041 and Form 1120	3a, 3b	4a	4b	None	Complete Part C, line 4c, if... a "return related" penalty is applicable but only if line 4a is for \$0.00 or line 4b is completed. The only valid Penalty Reference Numbers for line 4c are 680, 681, 685 (MFT 02 and 30, 31 only) and 686, 786 to 792 (MFT 02 and 30 only).
Form 1042	3a, 3b	4a	4b	19	Line 19 is only valid with TC 150
Form 8288	3a, 3b	4a	4b	22g	
Form CT-1	3a, 3b	4a	4b	11b, 11c, 20	
Civil Penalty (CVPN)	5a, 5b			None	Do not enter an 870 Agreement date/Tax Court Decision date in Part A. Do not use Penalty Reference Numbers 680, 681, 682, 685, or 686 in Part C, line 5b.
Closing Agreement	5a, 5b			None	Complete for Form 990, Form 990-PF, Form 8038 Series or Form 5227.

Figure 3.17.244-10

(3) Click on the Part D tab to input data if applicable.

3.17.244.4.5
(08-21-2023)

(1) Use Part D of Form 2859 to complete this window. You will enter an amount or item, only if present.

Form 2859, Part D

Main Input Part A and B	Part C	Part D	Show DLN
1. Total Income Tax Withheld:			
2. Taxable Soc. Sec. Wages:			
3. Taxable Soc. Sec. Tips:		Abstract	Amount
4. Taxable Med. Wages-Tips:		Abstract	Amount
5. Addtl Txble Med. Wages:		Abstract	Amount
6. Exempt Wages/Tips Paid:		Abstract	Amount
7. Section 3121q Tax Amount:		20c. Excess Fringe Benefit:	
8. Adj Fractions Of Cents:		20d. Reversion Date:	
9. Adj Sick Pay:		20e. Sponsor's Plan EOY:	
10. Adj Tips and Group Term Life:		20f. IRC 4980F Amendment:	
11. Adj Income Tax Withheld:		20g. F8288 Date of Transfer:	
12. Adj Prior Quarter's FICA:		Total Credit Reduction Amount:	
13. Special Add to Fed Inc Tax:		Taxable Wages:	
14. Special Add to FICA Tax:		State:	Credit Paid
15. Inc. Tax W/H from Wages:		State:	Credit Paid
16. Tips Deemed Wages:		State:	Credit Paid
17. Adj Total Backup Withhold:		Section Total:	
18. Gross Income Paid:			
19. Adj Total R.R. Retirement Tax:			

Figure 3.17.244-11

Line	Money (+/-)	Line Title
1	+	Adjusted total of income tax withheld (Form 943, 945, 941 posted prior to 12/31/2004)
2	+	Taxable Social Security Wages (Form 941, 943, 944)
2a	+/-	Taxable Social Security Wages for qualified sick leave (Form 941, 943, 944)
2b	+/-	Taxable Social Security Wages for qualified family leave (Form 941, 943, 944)
3	+	Taxable Social Security Tips (Form 941, 944)
4	+	Taxable Medicare Wages and Tips (Form 941, 943, 944)

Line	Money (+/-)	Line Title
5	+/-	Additional Taxable Medicare Wages and Tips (Form 941, 943, 944)
6	+/-	Exempt Wages/Tips Paid to Qualified Employees this Quarter (Form 941, 943, 944)
7	+/-	Section 3121Q Tax Amount (Form 941)
8	+/-	Fractions of Cents (Form 941)
9	+/-	Sick Pay-Adjustment (Form 941 Current Year's Adjustment - Form 944)
10	+/-	Current Quarter's Tips and Group-Term Insurance Adjustment (Form 941)
11a	+/-	Qualified Small Business Credit Form 8974 (Form 941, 943, 944)
11b	+/-	Nonrefundable portion of credit for qualified sick and family leave wages (Form 941, 943, 944, CT-1)
11c	+/-	Nonrefundable portion of employee retention credit due to the COVID-19 crisis (Form 941, 943, 944, CT-1)
11d	+/-	Nonrefundable portion of credit for qualified sick and family leave wages for leave taken after March 31, 2021 (Form 941, 943, 944, CT-1)
11e	+/-	Nonrefundable portion of COBRA premium assistance credit (Form 941, 943, 944, CT-1)
12	+/-	Income Tax Withheld Adjustment (Form 941 current, 944 Prior Year)
13	+/-	Social Security and Medicare Tax Adjustment (Form 941, 943, 944, 945)
14	+/-	Special Additions to Federal Income Tax (Form 941, 944)
15	+/-	Special Additions to Social Security and Medicare Tax (Form 941, 944)
16	+/-	Total Income Tax Withheld from Wages (Form 941 posted after 12/31/2004 and 944)
17	+	Tips Deemed Wages (IRC 3121q)
18	+/-	Total Backup Withholding Adjustment (Form 945)
19	+	Gross Income Paid (Form 1042)
20	+/-	RR Retirement Tax Adjustment (Form CT-1)
22a/b	+	Abstract Number and Amount (Form 706GST, 706GSD, 720, 4720, 5329, 5330)

Line	Money (+/-)	Line Title
22c	n/a	Excess Fringe Benefit (Form 5330)
22d	n/a	Reversion (Form 5330)
22e	n/a	Sponsor's Plan EOY (Form 5330)
22f	n/a	IRC 4980F (Form 5330)
22g	n/a	Date of Transfer (Form 8288)
23	+	Taxable Wages (Form 940)
24	+	Total Credit Reduction Amount (Form 940)
25a/b	+	State and Credit Paid to State (Form 940)

Note: For Form 5329 (MFT 29) Assessments, an abstract number and amount must be present on Form 2859, Part D. If an abstract number is not present, contact the originator.

- (2) On Form 941, Employer's Quarterly Federal Tax Return, if a TC 150 is being posted, there should not be an entry on line 1. For Form 941, where the TC 150 posted prior to 12/31/2004, Line 12 should be blank and there should be an entry on line 1. The only time you should have an amount for Social Sec. & Med. Tax Adjustment (Line 13) is when the Form 941, TC 150 posts prior to January 1, 2005, and there is an amount for Fractions of Cents, Sick Pay or Other. The only other time you will have an entry in Line 12 is if a Form 941 TC 150 posted after January 1, 2005, or there was no TC 150 and there is an amount on Line 7e, Prior quarters' SS and Med taxes, Form 941 (rev 1-2005) or an amount is entered in **Other** for Form 941 (rev 1-2004) and prior.

Form 941 Assessments		
IF....	AND....	THEN....
A TC 150 is being posted		There should not be an entry on Line 1, Part D of 2859
The TC 150 posted prior to 12/31/2004		Line 12 should be blank and there should be an entry on Line 1, Part D of 2859
The TC 150 posts prior to January 1, 2005	There is an amount for Fractions of Cents, Sick Pay or Other	You should have an amount for Social Sec. & Med. Tax Adjustment on Part D of 2859

Form 941 Assessments		
IF....	AND....	THEN....
TC 150 posted after January 1, 2005, or there was no TC 150	There is an amount on Line 7e (941 1/2005 rev) or an amt in "Other" (941 1/2004 rev)	You should have an amount for Social Sec. & Med. Tax Adjustment on Part D of 2859

- (3) Assessments for Forms 941 are required to pass a unique validation. Entries on Part D, items 1, 5 through 14, plus tax computed for items 2, 2a, 2b, 3 and 4 are programmatically compared to the TC 150/290 entry on Part C. Only the whole dollar amount from the increase in tax (TC 150, TC 29X, TC 30X) entry and the Form 941 Check Figure will be compared despite the appearance of cents for each entry. A Form 941 or Form 944, Employer's Annual Federal Tax Return, assessment will be considered valid if the increase in tax dollar value and the Form 941/944 Check Figure dollar values are within \$1 of each other.
- (4) The following example illustrates a scenario where the cents from the TC 290 entry and the Form 941 Check Figure are not exact. Despite this discrepancy, AMA has been programmed to allow the assessment to pass the validation criteria because the dollar values are within \$1. This validation criterion applies only to assessments on Form 941 and Form 944. Assessments for Forms 942, Forms 943 and Form 945, Annual Return of Withheld Federal Income Tax, will continue to validate TC 150 and TC 290 entries on Part C against items 1 and 11 on Part D.

Main Input Part A and B	Part C	Part D	Show DLN
TC: 290			
Amount: 10,479.39			
1. Total Income Tax Withheld: 4,583.00 2. Taxable Soc. Sec. Wages: 38,538.45 3. Taxable Soc. Sec. Tips: 4. Taxable Med. Wages-Tips: 38,538.45 5. Add'l Txble Med. Wages: 6. Exempt Wages/Tips Paid: 7. Section 3121q Tax Amount: 8. Adj Fractions Of Cents: 9. Adj Sick Pay: 10. Adj Tips and Group Term Life: 11. Adj Income Tax Withheld: 12. Adj Prior Quarter's FICA: 13. Special Add to Fed Inc Tax: 14. Special Add to FICA Tax: 15. Inc. Tax W/H from Wages: 16. Tips Deemed Wages: 17. Adj Total Backup Withhold: 18. Gross Income Paid: 19. Adj Total R.R. Retirement Tax: Form 941 Check Figure: 10,479.38			

Figure 3.17.244-12

3.17.244.4.6
(08-13-2020)
Show DLN

(1) When you have completed Part D, click on [Show DLN] tab.

OE

Main Input Part A and B
Part C
Part D
Show DLN

DLN 001510831280014 is based on:

District:

EIN Type:

Form Number:

23C Date:

Assessment Type:

DLN:

Status	Update	813 Information
<input type="radio"/> Input	Tax: <input type="text"/>	
<input type="radio"/> Key Verified	Penalty: <input type="text"/>	
<input type="radio"/> Printed 3552	Interest: <input type="text"/>	
<input type="radio"/> Printed 813	Credits: <input type="text"/>	
<input type="radio"/> Corrected	6550 Total: <input type="text"/>	
<input type="text"/>	6560 Total: <input type="text"/>	
	Transfer Balance: <input type="text"/>	

Figure 3.17.244-13

- (2) To save the current record and begin entering another assessment in the same block, click on the “New Record” button.
- (3) To save the current record and begin entering an assessment in another block, click on the “New Block” button.
- (4) The “Save” button will save the record and exit to the AMA Main Menu.
- (5) To exit the AMA Main Menu without saving, click on the “Exit” button.

Note: The block will be locked until the “New Block” button is clicked, “Exit” button is clicked, or the block has less than 100 documents.

Note: There are instances when the DLN can be assigned, but the assessment may have errors. These errors usually do not affect the DLN that has been assigned. Review the error message and make the necessary corrections before pressing the “Save” or “New Record” buttons.

3.17.244.4.7 (08-13-2020) Key Verify Existing Records

- (1) To verify a block of work, place your mouse over the AMA drop down, Database and then click on the “Key Verify Records”.

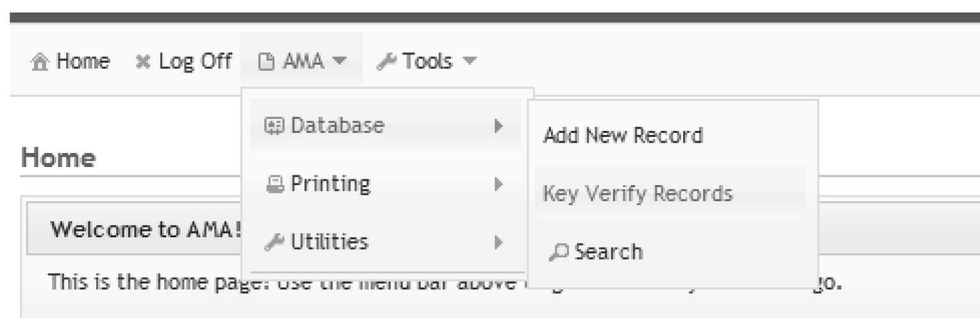


Figure 3.17.244-14

- (2) The following screen will appear.

Figure 3.17.244-15

- (3) Either enter the DLN block to key verify or select a DLN from the drop-down menu labeled DLN Block to KV. Then click on the Get button.
- (4) The following screen will appear.

KV

Figure 3.17.244-16

Note: The yellow background indicates fields that have not been Key Verified. The field background color will change to white as it is Key Verified.

- (5) Input all required fields per Form 2859. See example below:

The screenshot shows a software interface for entering Form 2859 data. It has tabs for 'Main Input Part A and B', 'Part C', 'Part D', and 'Show DLN'. The 'Main Input Part A and B' tab is active. Fields are organized into two columns. The left column contains: DLN (002510731200014), District (00), Assess. Type (R1), SSN or EIN? (S), TIN (000-11-1111), Name Control (DEER), Taxpayer Name (BILL DEER), Second Name, Address 1 (123 SPRINGER STREET), Address 2, City (NEW YORK), State (NY), and Zip (12345). The right column contains: 870 Agree Date, Corr. Received Date, Employee IDRS # (111111111), 23-c Date (03/14/2014), 2% Interest Date, Int. Compute Date, Form Number (1040 and 30), Period Ended (201412), Period End Date (12/31/2014), Plan/Report No., Ret. Rec'd Date (05/15/2017), Interest To Date (05/17/2017), and 270 or 777 ?. At the bottom are 'Reset', 'Exit', and 'Save' buttons.

Figure 3.17.244-17

- (6) **Normal Key Verification Processing:** If the information entered into a field during the key verify process does not match the information entered originally, you will be prompted with the following message.

The dialog box has a title bar 'Information Does Not Match' with a close button. The text inside reads: 'Information you typed: 000-01-1111 does not match the original entry: 000-11-1111'. Below this is the question 'Do you want to keep the original input?' and two buttons: 'Yes' and 'No'.

Figure 3.17.244-18

- (7) If the "Original Input" information is correct, click on the "Yes" button, otherwise, click on the "No" button to accept the key verified information.

Note: Changing the values in fields associated with the DLN can be input during the KV process. However, modifying the original values of "Assess. Type",

“SSN or EIN?”, “Form Number”, or “23C Date” during the KV process indicates that the assessment is not controlled correctly and a new DLN should be assigned.

3.17.244.4.8
(02-01-2011)
Form 2859, Part C (KV)

- (1) Enter all required fields in Part C, per Form 2859. When you have completed entering, continue onto Part D.
- Note:** A check mark to the left of each transaction code indicates that the code was correctly verified.

Main Input Part A and BPart CPart DShow DLN

TC: *Amount:29050.00Ref #:Amount:

TC:Amount:Date:AddTransfer Balance:50.00

TC	TCAmount	TCDate	TCOrder

Total TC's and Ref:50.00

NewDeleteDelete All

ResetExitSave

Figure 3.17.244-19

3.17.244.4.9
(10-01-2015)
Form 2859, Part D (KV)

- (1) Enter any applicable data in Part D.

Main Input Part A and B	Part C	Part D	Show DLN
1. Total Income Tax Withheld:			
2. Taxable Soc. Sec. Wages:			
3. Taxable Soc. Sec. Tips:		Abstract	Amount
4. Taxable Med. Wages-Tips:		Abstract	Amount
5. Addtl Txble Med. Wages:		Abstract	Amount
6. Exempt Wages/Tips Paid:		Abstract	Amount
7. Section 3121q Tax Amount:		20c. Excess Fringe Benefit:	
8. Adj Fractions Of Cents:		20d. Reversion Date:	
9. Adj Sick Pay:		20e. Sponsor's Plan EOY:	
10. Adj Tips and Group Term Life:		20f. IRC 4980F Amendment:	
11. Adj Income Tax Withheld:		20g. F8288 Date of Transfer:	
12. Adj Prior Quarter's FICA:		Total Credit Reduction Amount:	
13. Special Add to Fed Inc Tax:		Taxable Wages:	
14. Special Add to FICA Tax:		State:	Credit Paid
15. Inc. Tax W/H from Wages:		State:	Credit Paid
16. Tips Deemed Wages:		State:	Credit Paid
17. Adj Total Backup Withhold:		Section Total:	0.00
18. Gross Income Paid:			
19. Adj Total R.R. Retirement Tax:			

Figure 3.17.244-20

- (2) Click on Show DLN tab to complete the verification.

3.17.244.4.10
(10-01-2015)
**Show DLN Screen
Review**

- (1) The Show DLN screen is shown in the figure below. Review the information on the Show DLN screen for accuracy before continuing.
- (2) The "Completed" and "Save" buttons will modify the status of the assessment to "Key Verified". Save the key verified information to the database and exit to the Main Menu.
- (3) The "Next" button will modify the status of the assessment to Key Verified, save the key verified information to the database, and retrieve information for the next DLN in the block to be key verified.
- (4) To exit to the AMA Home page without saving, click on the "Exit" button.

Note: Key verified data is checked for consistency after clicking on the "Completed", "Next", or "Save" buttons. If an error exists, an error message will appear that requires a change be made to the assessment before the key verified information can be saved to the database.

Figure 3.17.244-21

3.17.244.4.11
(10-01-2015)
Search

- (1) To search for an assessment currently in the database, select AMA, Database and then click on the “Search” option. This is a useful tool for verifying the status of an assessment, reprinting the Form 3552, or accessing an assessment to make corrections.

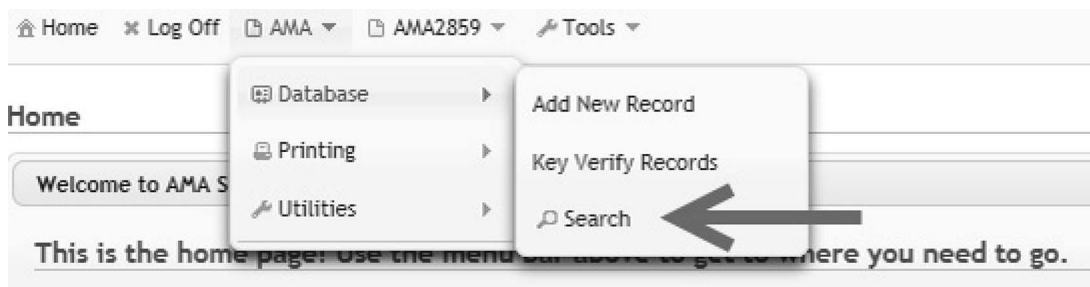


Figure 3.17.244-22

- (2) After clicking on the “Search” option from the AMA Main Menu, the Search Form will appear as shown in Figure 3.17.244-23.
- (3) The search form allows you to search the database based on these search criteria:
- DLN Block
 - TIN
 - Form Number
 - 23C Date
 - Name Control
- (4) Input search criteria in any or all the six fields and click on the Search button. The search boxes do not need to be filled out completely to begin a query. For example, 94 could be entered in the form field to get all results with a form number that begins with 94. Detailed assessment information will automatically appear in the lower portion of the screen based on the search criteria.

Search Form

Search Criteria

DLN Block: Year (yy):

Form: TIN:

Name Control: 23c Date:

Results: (2)

DLN	TIN	NameCon	23C Date	MFTCode	Period End	Amount	Status	
002510731200014	000-11-1111	DEER	2014-03-14	30	2014-12-31	50.00	3552 Printed	<input type="button" value="3552"/>
002511061280016	000-22-2222	BIRC	2016-04-15	30	2015-12-31	0.00	Input	<input type="button" value=""/>

Figure 3.17.244-23

- (5) The Search Form will allow you to retrieve the assessment information to make corrections or print a Form 3552.
- (6) To edit assessment information, position the mouse pointer over magnify glass and click. The Research Form will appear as shown in Figure 3.17.244-23.
- (7) Make any necessary changes and click on the "Save" button.

Edit

Main Input Part A and B		Part C	Part D	Show DLN
DLN:	002510731200014			
District:	00			
Assess. Type:	R1			
SSN or EIN?: *	S			
TIN: *	000-11-1111			
Name Control: *	DEER			
Taxpayer Name: *	BILL DEER			
Second Name:				
Address 1: *	123 SPRINGER STREET			
Address 2:				
City: *	NEW YORK			
State: *	NY			
Zip:	12345			
870 Agree Date:				
Corr. Received Date:				
Employee IDRS #: *	1111111111			
23-c Date: *	03/14/2014			
2% Interest Date:				
Int. Compute Date:				
Form Number:	1040	30		
Period Ended: *	201412			
Period End Date: *	12/31/2014			
Plan/Report No.:				
Ret. Rec'd Date:	05/15/2017			
Interest To Date:	05/17/2017			
270 or 777 ?:				
<input type="button" value="Reset"/> <input type="button" value="Exit"/> <input type="button" value="Save"/>				

Figure 3.17.244-24

- (8) Clicking on the “Save” or “Exit” buttons will close the Research Form and reopen the Search Form to view any corrections that were made. The following example shows a corrected record.

Search Form

Search Criteria

DLN Block:

Year (yy):

Form:

TIN:

Name Control:

23c Date:

Results: (2)

DLN	TIN	NameCon	23C Date	MFTCode	Period End	Amount	Status	
002510731200014	000-11-1111	DEER	2014-03-14	30	2014-12-31	50.00	Corrected	3552
002511061280016	000-22-2222	BIRC	2016-04-15	30	2015-12-31	0.00	Input	

Figure 3.17.244-25

- (9) To cancel a record after it has been completely input, retrieve the assessment through the Search utility. After the assessment is visible in the Research screen select the Record menu, then select Delete.

Note: You can choose to either delete only the record you pulled up or the entire record block.

Home x Log Off AMA AMA2859 Tools Record

Edit

Main Input Part A and B Part C Part D **Search**

DLN: 002511061280016

District: 00

Assess. Type: Q1

SSN or EIN?: * S

TIN: * 000-22-2222

Name Control: * BIRC

Taxpayer Name: * JOHN Q BIRCH

Second Name:

Address 1: * 100 HEMLOCK STREET

Address 2:

City: * WASHINGTON

State: * DC

Zip: 12345

Corr. Received

Employee IDRS #: * 1111111111

23-c Date: * 04/15/2016

2% Interest Date:

Int. Compute Date:

Form Number: 1040 30

Period Ended: * 201512

Period End Date: * 12/31/2015

Plan/Report No.:

Ret. Rec'd Date: 04/15/2016

Interest To Date:

270 or 777 ?:

Reset Exit Save

? Save

✓ Verify

Delete

Search for DLN Gap

This Record

This Record Forward

Entire Block

Figure 3.17.244-26

- (10) To make an extra copy of the Form 3552, click on the printer button on the right side of the DLN in the Search screen.

Note: This action will download the Form 3552 to your desktop where you can print it on the printer of your choice.

Search Form

Search Criteria

DLN Block: Year (yy):

Form: TIN:

Name Control: 23c Date:

Results: (2)

DLN	TIN	NameCon	23C Date	MFTCode	Period End	Amount	Status	
002510731200014	000-11-1111	DEER	2014-03-14	30	2014-12-31	50.00	3552 Printed	<input type="button" value="3552"/>
002511061280016	000-22-2222	BIRC	2016-04-15	30	2015-12-31	0.00	Input	<input type="button" value="3552"/>

Figure 3.17.244-27

3.17.244.4.12

(1) To print Form 3552, click on the “Get forms by DLN Block” menu option.

(10-01-2015)

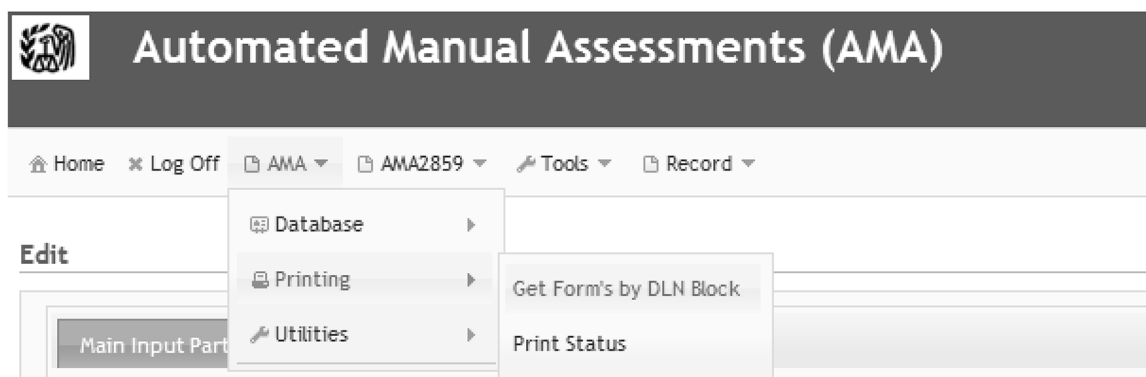
Print 3552 by DLN Block

Figure 3.17.244-28

(2) The Form Print Utility page will appear as shown below.

Form Print Utility

Status: 3 - 3552C Printed

Choose 23C Date: 2014-03-14

Print 3552's

Print 3552's (KV'ed Only)

Print 813

Select whole block to print.
00251073120

Document Options

☒ Group Sort by Part (1,1,1...2,2,2 etc.)

☒ Part 1 ISRP Copy

☒ Part 2 File Copy

☒ Part 3 Taxpayer Bill

☒ Part 4 Duplicate

☒ Part 5 Return to Originator

☐ This is a CORRECTED NOTICE

☐ This is a DUPLICATE BILL

Exit 1 documents in block 00251073120

Figure 3.17.244-29

- (3) Click on the down arrow next to the choose 23C date to select a date.
- (4) Highlight the DLN Block you would like to print and then click on the button that says Get Selected Block.
 - Putting a check by Corrected Notice or Duplicate Bill causes each subsequent Form 3552 to be printed with the checked information on them.
 - The check boxes for Parts 1,2,3,4 and 5 will set the pages of Form 3552 to be included in the generated PDF document. All five pages are selected by default so you must de-select the unwanted pages.
- (5) A list of available DLN blocks will be displayed in the "Select whole block(s) to print" field. Select the block(s) for the specified 23C Date.
- (6) Select the pages of Form 3552 to be printed by checking the desired check boxes next to the desired parts of the form to be generated.
- (7) When you are ready to generate and download the Form 3552 document, click on the button labeled Print 3552's (KV'ed Only). You will be prompted to open or save the PDF document for printing. To generate a Form 813 for the DLN block, click on the Get Form 813 button.
- (8) Click the Exit button to exit the Form Print Utility and return to the main AMA menu.

3.17.244.4.13
(10-01-2015)

**Print Form 3552
Individually (Corrected
Notice and Duplicate
Bill)**

- (1) To print an individual Form 3552, select AMA from the menu bar, select "Database" and then click on Search.

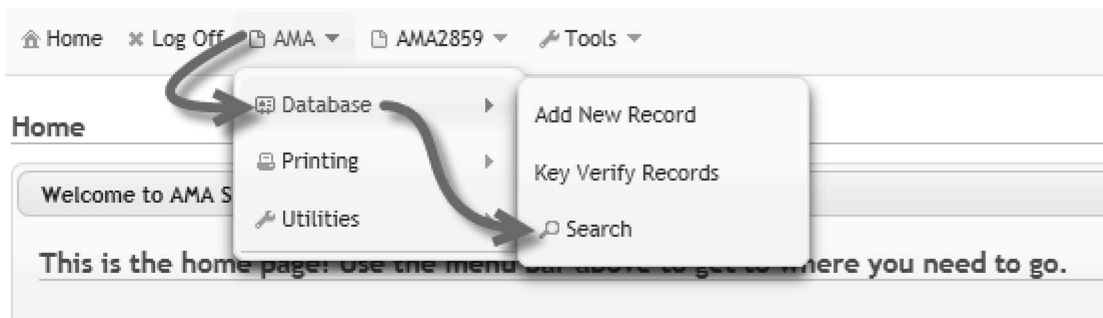


Figure 3.17.244-30

- (2) Query the AMA database for the specific DLN to be printed.
- (3) To print an individual Form 3552, left click on the button with the printer icon and 3552 located to the right of each DLN in the search result as shown below:

Search Form

Search Criteria

DLN Block: Year (yy):

Form: TIN:

Name Control: 23c Date:

Results: (2)

DLN	TIN	NameCon	23C Date	MFTCode	Period End	Amount	Status	
002510731200014	000-11-1111	DEER	2014-03-14	30	2014-12-31	50.00	3552 Printed	<input type="button" value="Print"/> <input type="button" value="3552"/>
002511061280016	000-22-2222	BIRC	2016-04-15	30	2015-12-31	0.00	Input	<input type="button" value="Print"/>

Figure 3.17.244-31

- (4) Once selected, the following screen will appear.



Figure 3.17.244-32

- (5) In addition to printing a single Form 3552, the form can be identified as a “Corrected Notice”, “Duplicate Bill” or Both.

Note: The “Corrected Notice” and “Duplicate Bill” options are available only during the printing of a single Form 3552.

- (6) Check the corresponding box(s). This will cause the system to place the statement on the Form 3552 directly under the “Tax Period Ended”.

Note: To add the appropriate statement to Form 3552, check the corresponding box or boxes. Setting a checkbox as unchecked will cause Form 3552 to print without the statement. Each statement will be placed on Form 3552 directly under “Tax Period Ended.”

- (7) Click “OK” button to generate a PDF or Cancel to abort the operation.

3.17.244.4.14 (02-11-2022) Print Form 813

- (1) The systemic TC 971 AC 665 is sent to IDRS when the Form 813 is printed.

Note: The TC 971 AC 665 does not post systemically if the case has an SSN with definer V or W. You must input the TC 971 AC 665 manually for these cases.

- (2) To print Form 813, select AMA, Printing and Get Forms by DLN Block from the menu bar.

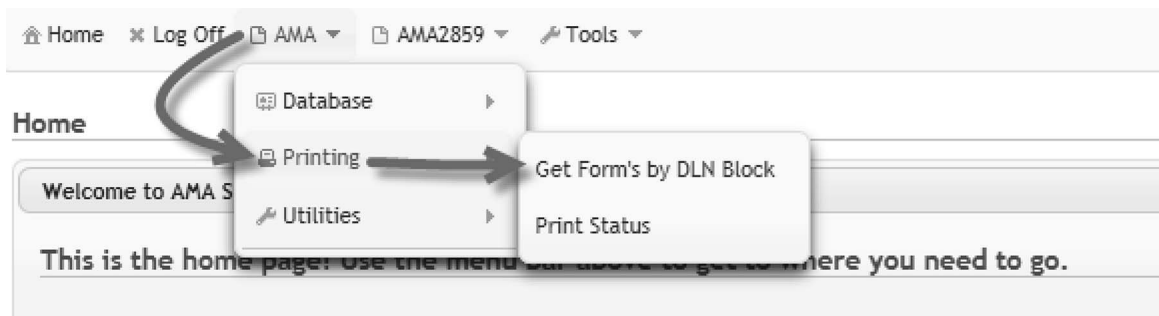


Figure 3.17.244-33

- (3) The Form Print Utility page will appear.

Form Print Utility
Figure 3.17.244-34

- (4) Click on the down arrow in the status box to select, “3552 Printed”.
- (5) Click on the down arrow next to the Choose 23C Date.
- (6) Highlight the appropriate DLN’s.

Note: You can highlight the DLN Block by selecting it with your mouse or navigating to it with your arrow keys and pressing the space bar.

- (7) Click on Print 813.

3.17.244.4.15
(03-08-2017)
TC 971 Errors

- (1) Daily, an output file is created by AMA. This output file is sent to Standardized IDRS Access (SIA) so that the TC 971 AC 665 can be placed on the module that has had the manual assessment completed.
- (2) The TC 971 is sent to IDRS on the day the Form 813 is printed. The TC 971 will appear on the module in PN status up to three days after the 23C date and will contain the transaction date of the 23C date.
- (3) Daily each site needs to check for any TC 971 errors that may have occurred by taking the following steps:
 - Click on Tools

- TC 971 Errors

- (4) If there are any errors, export the file to Excel and save for review the next day. Click on reset next the applicable record to send the file through the automated process a second time.
- (5) If the same record errors out a second time, it will be necessary to post the TC 971 AC 665 using the manual IDRS process.

3.17.244.4.16
(08-13-2020)

Summary Report

- (1) Select AMA, Printing, and the Print Status from the menu bar.

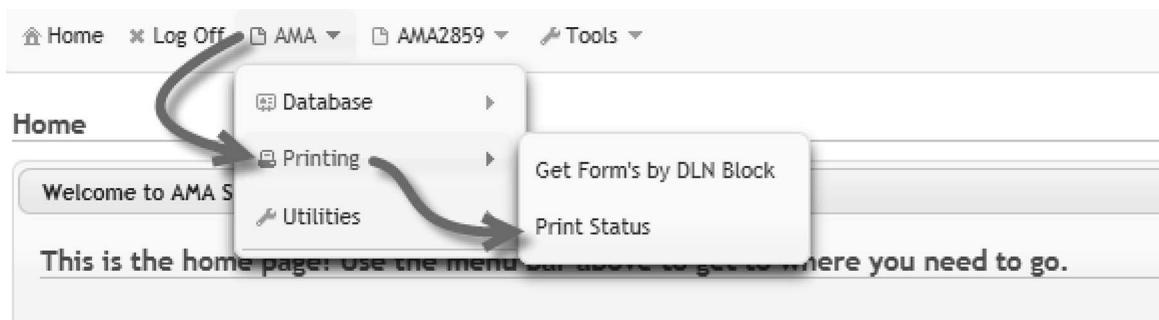


Figure 3.17.244-35

- (2) Select a "Report Type" from the drop-down box then input your 23c date. The form will then display how many documents were:
 - Input
 - Key Verified
 - 3552 Printed
 - 813 Printed
 - Corrected
 - All
- (3) Click on Print to print either the inventory, status, or the summary report.

23C Date Status

Report Type: ▼

23C Date:

- Input Records Total = 3
- Key Verified Records Total = 96
- 3552 Printed Records Total = 94
- 813 Printed Records Total = 643
- Corrected Records Total = 20

Figure 3.17.244-36

3.17.244.5
(02-01-2011)
**Corrections of Math
Errors on Returns
Involving Quick and
Prompt Assessments
(Form 3552)**

- (1) If a math error on the return results in an increase of tax, TC 290 should be used with the appropriate penalty and interest codes.
 - a. Prepare a new Form 3552 for the additional assessment and forward to the Revenue Officer or the requestor.
 - b. Enter all appropriate adjustments in Section 02 of Form 3552 for Form 940, Form 941, Form 942, Employer's Quarterly Tax Return for Household Employees, Form 943, Employer's Quarterly Tax Return for Agricultural Employees, Form 944, Form 945, etc.
- (2) If a math error on the return results in a tax, penalty or interest decrease, the requestor of the assessment must be notified. Forward a copy of the return and a copy of the Form 3552 to the requestor for abatement action.

3.17.244.5.1
(06-13-2019)
**Abating Unpostable Doc
Code 51 Assessments
(KCSPP NMF Only)**

- (1) When unpostable prompt, quick or jeopardy assessments occur due to missing entity information, contact should be made with the originator of the request to obtain what's needed.
- (2) If the unpostable assessments cannot be corrected because of incomplete entity information (TIN and name control), instruct Unpostables to URC 8 Code the case to Rejects and process through Non-Master File (NMF) Accounting.
- (3) Rejects will prepare Form 1331-B, Notice of Adjustment. Form 1331-B may be attached to source document, if available, or Form 3552.
- (4) Accounting will enter NMF 6(51) DLN on Form 3552 (C) and as a cross reference on Form 1331-B.
- (5) Rejects will code the MF register with the NMF DLN and then release the unpostable condition.
- (6) Form 1331-B will be given a 6(51) DLN and sent to the Scheduling Team for preparation of Form 2188, Voucher and Schedule of Overpayment and Over Assessment.

- (7) Form 3552 will be sent to NMF to be established on the ANMF database (do not bill the taxpayer; abatement will follow). Prepare Form 2275 to send to Files with re-file DLN. Form 3552 will be kept in the NMF for backup.
- (8) Form 1331-B and Form 2188 will be forwarded to RACS for journal entry of the abatement.
- (9) The RACS team will forward 1331-B to NMF to post abatement to the ANMF account.

3.17.244.5.2
(07-01-2021)
Civil Penalties

- (1) Requests for civil penalty assessments requiring quick or prompt action on Form 8278, have been moved to Master File. In certain situations, NMF will still process the civil penalties.

Note: MFT 55 and MFT 35 will be used for IMF assessments and MFT 13 for BMF assessments.

- (2) The specific Penalty Reference Number and penalty code section to be assessed will be marked on Form 8278. Each penalty code section has a specific statement that will be used as a stuffer notice, which will be included with the taxpayer notice, Parts 3 and 4 of Form 3552. Transaction Code 290 with a zero-money amount will be used for transfer in purposes. The Penalty Reference Number for each specific IRC must be listed with the penalty money amount.

Note: MFT 35 assessments can only have a TC 290 with a zero-money amount, PRN 692 with money amount, TC 190 with a zero-money amount or payment on Tax Module (line 23 on Form 2859). Reject assessment back to originator if any other transaction codes are listed.

- (3) Requests for any joint penalty assessments, in conjunction with a jointly filed frivolous return, will be received on Form 5734, Automated Non-Master File (ANMF) Assessment Voucher. Joint penalty liabilities must be processed through ANMF per IRM 3.17.46, Automated Non-Master File Accounting.
- (4) Prepare Form 3552 for Civil Penalties.
 - a. The first reference line contains the 23C date, TC 290 and zero money amount.
 - b. The second reference line contains the literal "Penalty Reference Number", the Form 8278 Penalty Reference Number and the penalty money amount.
 - c. The penalty money amount will be carried forward to the Transfer Balance.
 - d. Stuffer statements for explanation of civil penalty assessments on Form 3552 must be prepared using the Penalty Explanation Tool.

3.17.244.5.3
(01-31-2012)
Monthly Form 941 and Form 720

- (1) As of January 1, 2012, monthly filing and special deposit procedures are no longer applicable. Revenue officers must ensure that the monthly filing and/or special deposit procedures are no longer used. Employers must file quarterly Forms 941, Employer's Quarterly Federal Tax Return, beginning with the first quarter of 2012.

- (2) The final quarter to be processed using combined Form 941M, Employer's Monthly Federal Tax Returns, under monthly filing is the period ending December 1, 2011.
- (3) Any Forms 941M received beyond 201112 must be returned to the originator.

3.17.244.5.4
(08-18-2022)
**Statute of Limitations
Expiration Cases
(Protective Manual
Assessments PMAs)**

- (1) In Statute of Limitations expiration cases, assessments may be made without preparing Form 3552 or Form 6335 immediately thereafter.
- (2) This may be accomplished by making the assessment directly from Form 2859 with source documents. Form 2859 will be numbered and assessed.
- (3) After assessment, Form 2859 should be suspended until it is determined by the Statute or Tax Equity Fiscal Responsibility Act (TEFRA) Team that research either substantiated the assessment or that abatement action is necessary. If substantiated, prepare Form 3552, or Form 6335 in the normal manner.
- (4) If full abatement action is necessary, Form 1331-B should be prepared by the originator and the amount certified for any over assessment. The current version of the Form 1331-B that is on the Media & Publications website, must be utilized. If a previous revision of the form is received, it should be rejected back to the originator.
- (5) Upon receipt of the Form 1331-B, you should ensure that a received date is placed on the form.
- (6) The Form 1331-B must contain the following information at a minimum.
- (7) The upper portion of the form should be completed with the EIN/SSN, Form, MFT, Tax period and Name and address fields.
- (8) Section I should contain the following:
 - a. A statement instructing the abatement or reversal of the previously submitted assessment
 - b. The 23C date
 - c. The DLN
 - d. The reversal transaction codes with the applicable monetary amount
 - e. The date and name of employee completing the request
- (9) Section II should be completed with the applicable totals.
- (10) The Form 1331-B must be signed by the approving official in the originating operation. Form 1331-B should not be sent to the taxpayer. Form 3552 or Form 6335 should not be prepared.

Note: If there is any missing information on the Form 1331-B, contact the individual submitting the request to obtain the missing information. If the requested information is not received within three days, reject the request back to the originator, under cover of a Form 3210. Ensure that the Form 3210 provides the reason for the rejection.

- (11) For full abatements, within 30 - 45 days (sometimes sooner) Accounting will receive another "packet" of work from Statute. The packet should contain the following items:

- A Form 12305, Routing Code Slip (buck slip), which states full abatement
 - Three copies of Form 1331-B
 - One copy of Form 2859
 - Copy of Form 3552
- (12) Accounting will verify the information is correct and matching between the Form 1331-B and the Form 2859. Everything should match for a full abatement including taxpayer name, SSN, address, dollar amounts, tax year, etc. If there are any differences, reject back to the originator. If everything is perfect, take the following actions:
- Associates three copies of Form 1331-B, the copy of Form 2859 and copy of Form 3552.
 - Annotate "PMA" under the Form 1331-B Title, Notice of Adjustment, and initial and date the top left corner.
 - Prepare a Form 2188 for each "packet" and place in groups of 25 in red folders. The schedule number, date of input, District Office, Class of Tax, MFT, tax year and PMA are all entered on the Form 2188.
 - The schedule number gets written on all three copies of Form 1331-B.
 - All "packets" are reviewed and signed. Each step of review is annotated on a Form 14074, Action Routing Sheet.
 - The department manager signs each Form 2188.
- (13) The folders are taken to the RACS team. Full abatements are journaled, and copies are maintained in files.
- (14) Once journal action is completed, access IDRS and input a TC 972 AC 665 on the appropriate tax modules.
- (15) Partial abatements may be handled similarly, except second journals would reflect the portion in process to the master file or non-master file account involved, and the abatement transaction reflected on Form 3552 or Form 6335 prepared from the Form 2859.
- (16) If assessments are not abated or substantiated, follow-up with the requestor within 30 days for a determination. If a response to follow-up is not received within 50 days from the date of assessment, mail the notice to the taxpayer. This will ensure that statutory notices required on certain types of assessments are issued to taxpayers within 60 days of the date of the assessment as outlined in IRM 3.17.46.8, Detailed Non-Master File Notice Issuance Report.

3.17.244.5.5
(10-24-2018)

**Dyed Diesel Fuel and
Dyed Kerosene Penalty
Assessments (KCSPC
Only)**

- (1) The tax imposed by IRC 4081 on diesel fuel and kerosene does not apply to diesel fuel and kerosene that is dyed red under guidelines provided by Treasury Regulations. Generally, dyed diesel fuel and dyed kerosene may not be used for taxable uses, such as use in a highway vehicle that is registered or required to be registered for highway use.
- (2) A penalty generally is imposed by IRC 6715 on any person that uses, holds for use, sells, or holds for sale dyed diesel fuel or dyed kerosene for a taxable use. IRC 6715 also imposes a penalty on any person that willfully alters or attempts to alter the dye strength or composition of dyed fuel and on any person that knows such fuel is so altered and sells or holds such fuel for sale for a purpose that person knows to be a taxable purpose.

- (3) Fuel Compliance Officers (FCO) are responsible for preparation of Form 8278 and Form 2859. The FCO must obtain group manager approval of the documents and case file before they are forwarded to the SPC for quick assessment.
- (4) The penalty assessments will be processed as a “Quick” Assessment (Document Code 51) depending on criteria described in IRM 3.17.244.3.2 Quick Assessment.

3.17.244.5.6
(08-21-2023)

**Form 5329 - Additional
Taxes on Qualified Plans
(Including IRAs) and
Other Tax-Favored
Accounts**

- (1) Form 5329 is used to report additional taxes on IRAs and other qualified retirement plans.

- (2) The Form 5329 includes both income tax and excise tax.

Note: Generally, Form 5329 income tax is a MFT 30 assessment and Form 5329 excise tax is a MFT 29 assessment.

- (3) For MFT 29 Assessments:

- If not present, edit Form 2859 with a “P” at the end of the TIN.
- In Part D, ensure an abstract number is present on Line 22a and a dollar amount is present on Line 22b. If not present, contact the originator.
- Input to AMA as Form 5329 (MFT 29) with the applicable abstract number and dollar amount.

Note: Account must be established before assessment can be processed. If it's not, the assessment will reject out.

- (4) Journal Instruction for MFT 29:

- Annotate Form 813 with debit to 4120.
- AMA will generate a DLN with Tax Class 0. Journal on RRACS as Tax Class 4.
- Perform a second journal to debit (DR) 4220 and credit (CR) 4120.

3.17.244.6
(06-13-2019)

**Numbering of Manual
Assessment Documents
for Transfer to the
Master File**

- (1) Number assessment documents with a transfer-in DLN (using Document Code 51). Prompt, quick and jeopardy assessment transactions will be documented on Form 3552, Prompt Assessment Billing Assembly.
- (2) Form 8166, RACS Reconciliation Sheet, Form 813, Form 2859, Request for Quick or prompt assessment and Form 3552 should be attached together. All Form 3552 should be numbered with Document Code 51 in the blocking series as shown in Exhibit 3.17.244-6.
- (3) Check the RACS Reconciliation Sheet for the cycle of the batch of work being released.
 - a. Check to identify Form 941-M. If Form 941-M is present, give that batch of work to the technician working them. Do not work the block until the date of the block slip for that week comes up. Monthly Form 941s should be held by the Area Office (Collection Function) until all three months have been received. A regular Form 941, Employer's Quarterly Federal Tax Return, is prepared from them and processed as a normal Form 941.

- b. Separate BMF Finals, prompt, and jeopardy assessments. Discard the Form 1332, Block and Selection Record, if attached.
- (4) Form W-4, Employee's Withholding Allowance Certificate, civil penalty assessments, blocking series 139, are single number blocking series. Single number blocking series can only be used once during a day's work. Accumulate these types of assessments and do not process until the end of the day (in doing so, you can input up to 100 items at a time), at which time you can also prepare the Form 3552.
- (5) If a CI cover sheet is attached, do the following:
 - a. Remove a carbon copy of Form 2275, if attached.
 - b. Staple Part 1 of Form 3552, Form 2859, and carbon copy of Form 2275 together. Paper clip Form 813 to the front. This goes in for batching and IDRS input.

3.17.244.7
(08-18-2022)
Edit Form 3552

- (1) Code and edit each Form 3552 in preparation for transcription under IRM 3.24.21, Credit and Account Transfers. Scan the document to assure the accuracy of all items including, tax period, master file Tax (MFT) Code, Transaction Code and Transaction Date. For MFT 58 and 78 SSN only, enter the TIN type of "0". Use a hyphen "0" after the SSN.
- (2) Verify name control to the right of "Name Control" on the top of the form.
- (3) Verify that the Agreement Date matches the 870 date from Examination or Appeals.
- (4) Credit Reduction State and amount **must** be present on Form 3552 with TC 150 when the tax class is 8 and the MFT Code is 10 (BMF, Doc Code 51).
 - a. Enter the total taxable Form 940, Employer's Annual Federal Unemployment (FUTA) Tax Return, wages (line 5 Total Taxable Wages).
 - b. Enter the Total Amount of Credit Reduction (line 6, Total Credit Reduction) if applicable.
 - c. Enter the State Code and Credit Reduction Wage amount for each state when there is a TC 150 (line 6). All states in which wages are paid should be entered whether or not subject to credit reduction for the tax period. Enter zeroes if Credit Reduction Wages are not applicable for the state for the tax period (9312 and prior). See Exhibit 3.11.154–12, for Tax Years and Credit Reduction Rates.
- (5) Verify the transaction date of any reversal Transaction Codes listed on Form 3552. For instance, the date for TC 765, TC 767, TC 772, or TC 802 must match the date of the transaction it is attempting to reverse on the master file. If not the same, line through the date on Form 3552 and change to the correct date.
- (6) If TC 636 or 637 is shown on the Form 3552, change to 630 or 632 respectively. Line out transaction date. Enter a two-digit appropriation code "02" for a credit or "03" for a debit on the right side of the reference column.
- (7) If the Team is contacted by Unpostables, direct the inquiry to the requestor of the assessment.
- (8) Use Function Code 420 and Program Code 75600 for Coding and Editing this Form.

3.17.244.8
(02-11-2021)
General Information
Mailing Form 3552

- (1) After Forms 3552 are printed, they are then prepared for mailing. Several conditions must be considered before mailing each bill. The following list identifies primary considerations to make in mailing Form 3552.
 - a. If the Form 2859, Request for Quick or Prompt Assessment, has the words **"IRC 6161, IRC 6166, or STATUS 14"** in the remarks area, route the Form 3552 Parts 3, 4 and 5 to the Installment Billing Function. DO NOT mail the bill to the taxpayer or the power of attorney.
 - b. If the assessment is a prompt or jeopardy, mail Form 3552 Parts 3, 4 and 5 to the requestor of assessment. DO NOT mail bill to the taxpayer, or to the power of attorney, unless the originator has requested that the notice be sent directly to the taxpayer or the power of attorney.
 - c. If the assessment is a jeopardy (Block 100-109) and is for Income, Estate or Gift taxes, type the following on the bottom of Form 3552: **"Assessment made pursuant to Internal Revenue Code 6881. A statutory notice will be issued within 60 days from the date of this form."** Follow mailing instructions in (b) above.
 - d. If the assessment is a jeopardy (block 100-109) and is for other than Income, Estate or Gift taxes (for example, Employment or Excise taxes), type the following on the bottom of Form 3552, Part 3: **"Assessment made pursuant to Internal Revenue Code 6862."** Follow mailing instructions in (b) above.
 - e. If the assessment is a prompt, quick or jeopardy, Form 2749 MFT 55, Penalty Reference Number 618, e-mail Form 3552, Parts 3, 4 and 5 to the requestor of the assessment and send a copy of the Form 2749 to the Trust Fund Recovery Team in the Ogden SPC. Do not mail bill to the taxpayer or to the power of attorney.
- (2) If the assessment is a quick assessment without any of the conditions listed above, mail Form 3552, Parts 3 and 4 to the taxpayer. Part 5 should be sent to the requestor unless otherwise specified.
 - a. When a power of attorney (POA) or a second address is indicated on the Form 2859, Request for Quick or Prompt Assessment, mail a copy of Form 3552 to that POA or second address in addition to the taxpayer.
 - b. If the assessment is made under a section of the Internal Revenue Code that requires the use of a Penalty Reference Number, the Civil Penalty Explanation and reasonable cause statements must be typed, use the Penalty Language Tool to generate the narrative. See IRM 3.17.244.8.1 for directions for accessing the Penalty Explanations Tool. If the Penalty Reference Number is not listed in the Penalty Language Tool, contact your CFO headquarters IRM analyst for the narrative.

Note: When the Form 3552 is being mailed directly to the taxpayer, a notice explaining the civil penalty reference number assessment must be mailed with the Form 3552. Do not send the Notice when the Form 3552 is being sent to the POA or to a second address. See IRM 3.17.244.8 for instructions on preparing the notice.

- c. For quick assessments involving Tax Motivated Transactions (TMT), Reference Numbers 221 and 222 with the appropriate amounts will be entered in Items 22a and 22b on Form 2859. These items must be entered into the "Abs. No." field and "Amount" field on Form 3552. The transfer-in process will allow posting of the reference information to master file through these fields.

3.17.244.8.1
(11-01-2018)

Penalty Language Tool Instructions

- (1) To prepare a notice to be sent to the taxpayer, which explains the penalty that has been assessed, you must access the Penalty Language Tool that is located on the Servicewide Penalties website. Complete the following steps to access the tool:

- Access the Penalties Knowledge Base (KB) website at <https://portal.ds.irsnet.gov/sites/vl015/Lists/IRC6751ProceduralRequirements/DispItemForm.aspx?ID=1>

Note: Do not download and save the Penalty Language Tool to your desktop. All previous versions should be deleted. Bookmark it or save it to your **"Favorites"** and use it when needing to access the tool. Downloading and saving the tool to the desktop prevents users from receiving any future updates.

- Click the Penalty Language Tool box to the right.
- Click **Open** when the message box **Do you want to open Create_Explanation_for_Form_3552.xls from portal.ds.irsnet.gov** appears.

- (2) Once the tool has been opened on your desktop, complete the following actions to print the applicable explanation to be sent to the taxpayer:

- Click Start.
- Enter the Penalty Reference Number (PRN).
- Enter the applicable Tax Year for the assessed penalty.
- Check either the applicable master file in the IMF/BMF box.
- If the Form 3552 reflects a balance due, check the applicable box.
- Enter the balance due in the Total Amount in Notice box, if applicable.
- The notice date will self-populate with the current date.

Note: It is up to the campuses to determine when to print the notices. However, the notice date should be the 23C date.

- Click the View Explanation button.
- Verify that the balance due amount is correct.
- Print via the Excel Print icon on the toolbar or click the preview button and print from the preview screen.

Note: When exiting the Penalty Language Tool, **do not save changes**.

3.17.244.8.2
(02-01-2011)

Undeliverable Form 3552

- (1) When a Form 3552 is returned undeliverable, research IDRS for a new address. If a new address is found mail the Form 3552 to new address.
- (2) If no new address is found, mail Form 3552 out a second time.
- (3) If Form 3552 is undeliverable for a second time, send the form to be associated with the backup assessment documents. This will provide back-up if the taxpayer states at a later date that they never received the bill.

3.17.244.8.3
(09-06-2018)

Record Retention

- (1) The file copy of the Form 3552 should be kept in a secure cabinet for a minimum of one year after processing and should then be sent to the Records Center for storage. See Document 12990, Records Control Schedule, for further clarification.

3.17.244.9
(08-18-2022)

**Taxpayer Advocate Case
Procedures (TAS),
National Service Level
Agreement (SLA)**

- (1) The National TAS has reached agreements with the commissioners of the W&I Division, SB/SE Division, TE/GE Division, CI, Appeals, CFO and LB&I Division that outline the procedures and responsibilities for the processing of TAS casework when either the statutory or delegated authority to complete case transactions rest outside of TAS. These agreements are known as service level agreements (SLAs).
- (2) The SLAs are located at <http://irssource.web.irs.gov/tas/Pages/Home.aspx>.
- (3) Per the Taxpayer Bill of Rights (TBOR), taxpayers have the right to expect the tax system to consider facts and circumstances that might affect their underlying liabilities, ability to pay, or ability to provide information timely.
- (4) Taxpayers have the right to receive assistance from the TAS if they are experiencing financial difficulty or if the IRS has not resolved their tax issues properly and timely through normal channels. For additional information on the TBOR, visit <http://taxpayeradvocate.irs.gov/get-help/Taxpayer-Rights>

3.17.244.10
(02-01-2011)

**Service Center Control
File (SCCF)**

- (1) Each document is assigned a (DLN).
 - a. The DLN is established on the SCCF prior to the document being processed and remains on the SCCF until either accountability is transferred to Enterprise Computing Center (ECC) or the document is deleted.
 - b. The Form 813 is sent to the ISRP function to establish the DLN on SCCF.
 - c. When the document posts, the Form 813 is sent to Data Control for balancing to SCCF on the SCF 1142 CRL.
- (2) For additional procedures, refer to IRM 3.17.30 , SC Data Controls.

This Page Intentionally Left Blank

Exhibit 3.17.244-1 (02-01-2023)**MFT and Penalty Reference Number Table**

Penalty Reference Number	MFT Code	Document Code
500-514	13, 55	51
519	13	51
527-528	55	51, 52
537	13,55	51, 52
549-550	13, 55	51, 52
551, 562, 581, 589, 598, 599	13,55	51, 52
600-657	13, 55	51
627	55	52
658	13	51, 52
659-660	55	51
661	13, 55	51
662-663	13	51, 52
664-673	55	51
674-677	13, 55	51
678	13	51
680	01-05, 07, 09-12, 14, 16, 30, 31, 33, 34, 37, 44, 50, 51, 52, 60, 63, 64, 77, 78	51, 52
681	02, 05, 30, 31, 51, 52	51, 52
682	02, 05, 06, 34 valid for 201712 or later	51, 52
683	02-03, 05, 06, 07,30, 31, 51, 52, 55	51, 52
684	15	51, 52
686	01-05, 07, 09-12, 14, 16, 30, 31, 33, 34, 37, 44, 50-52, 60, 63, 64, 77, 78	51, 52
687	01-05, 07, 09-12, 14, 16, 30, 31, 33, 34, 37, 40, 50-52, 60, 63, 64, 77, 78	51, 52
689	37, 44, 46, 67, 85, 86	51
692	35	51

Exhibit 3.17.244-1 (Cont. 1) (02-01-2023)**MFT and Penalty Reference Number Table**

700	30, 31, (55-tax period 201003 or later) (13-tax period 201612 and later_	51
701-705	13	51
702-704	55	51
706, 708, 709	13, 55	51
707	05,30 31 valid for 201701 or later	51
710	13 only valid for 201612 or later 55 only valid for 201003 or later	51
711	13	51
722	02, 06, 07	51, 52
723	02, 06	51, 52
724	02, 05, 06 valid for 201712 or later	51, 52
780, 781	All	51, 52
786-792	02, 30	51
793	30, 31	51

Exhibit 3.17.244-2 (08-21-2023)**Abstract Numbers**

Abstract Numbers Table	
MFT	Abstract(s)
03	013, 014, 016-022
	026-031, 033, 035-042, 044
	050-056, 058-062, 064-067, 069-079
	081-098
	101-125, 133, 136, 140, 142, 150
	812-814
29	160
	162
	194, 195
	233, 235, 236, 237
50	151-154
	182, 183
	213, 214
	221, 222
	237, 238
76	159
	161, 163, 164,
	200-205
	209
	224-228
	237
	450, 451, 452

Exhibit 3.17.244-2 (Cont. 1) (08-21-2023)**Abstract Numbers**

Abstract Numbers Table	
MFT	Abstract(s)
77	218
78	217

Exhibit 3.17.244-3 (08-21-2023)**Tax Return Information Chart**

Tax Return Number	MFT Code	Tax Class	Valid Tax Periods
11-C	63	4	
706GS(T)	77	5	Month must be 12
706GS(D)	78	5	Month must be 12
706/706NA	52	5	Must be 000000
709	51	5	
720	03	4	Month must be 03, 06, 09 or 12
730	64	4	
940	10	8	Month must be 12
941	01	1	Month must be 03, 06, 09 or 12
943	11	1	Month must be 12
944	14	1	Not before 200612; month must be 12
945	16	1	Month must be 12
990	67	4	
990EZ	67	4	
990PF	44	4	
990T	34	3	
1040, 1040A	30, 31,35	2	
1041	05	2	
1041A	36	4	
1042	12	1	Month must be 12
1065	06	2	
1066	07	3	
1120	02	3	
2290	60	4	
2749	55	2	
4720	50	4	
5329	29	0	Month must be 12
5330	76	4	
8038-B	85	3	Not before 200812

Exhibit 3.17.244-3 (Cont. 1) (08-21-2023)**Tax Return Information Chart**

Tax Return Number	MFT Code	Tax Class	Valid Tax Periods
8038-CP	46	3	Not before 200901
8038, 8038G, 8038GC, 8038T	46	3	
8278	13	3	
8278	35, 55	2	
8288	17	1	
8752	15	2	Month must be 12
8804	08	1	
CVPN	55, 13	2, 3	
CT-1	09	7	

Exhibit 3.17.244-4 (08-21-2023)**Table for Blocking Series**

Document Code 51 (Form 3552)		
AMA Code	Blocking Series	Assessment Title
B1	340-344	Joint and Several Liability Quick and Prompt Assessments (Form 8947 or Form 8963 only)
J	100-109	Jeopardy Assessments
T1	110-119	TFRP (quick Assessments Only)
R1	120-123	Quick Assessments - Other "Agreed" Statutes
R2	124-127	Quick Assessments - Other "Unagreed" Statutes
R3	226-249	Statute PMA
Q1	128-129	Quick Assessments - CAWR/FUTA
Q2	130-132	Quick Assessments - Exam "Agreed"
Q3	133-134	Quick Assessments - Exam "Unagreed"
Q4	135-138	Quick Assessments - Appeals
Q5	200-225	Exam PMA
W-4	139	Quick Assessments - W-4 Civil Penalty Only
P1	140-144	Prompt Assessments - Collection "Agreed"
P2	145-149	Prompt Assessments - Collection "Unagreed"
P3	150-154	Prompt Assessments - All other "Agreed"
P4	155-159	Prompt Assessments - All other "Unagreed"
M3	940-949	Quick Assessments - MFT 31 (One-sided document, DECD, TC 765 / TC 802 / TC 767 / TC 772)
Key: R - Statute, Q - Quick, P - Prompt, J - Jeopardy, T - TFRP, W - W-4 CVPN, M - MFT 31		

Assessment Title	
100 - 109	Jeopardy Assessments
110 - 139	Quick Assessments
140 - 199	Prompt Assessments
200 - 249	Protective Assessments (PMA)
250 - 699	Account Transfer-In, Form 3413 (except re-transfers)

Exhibit 3.17.244-4 (Cont. 1) (08-21-2023)**Table for Blocking Series**

Assessment Title	
700 - 799	Account Transfer-In, Form 514B
800 - 849	Re-transfers, TC 400, Form 514B
850 - 899	Re-transfers, TC 370, Form 514B
900 - 939	Form 3413, Re-transfers, TC 370 (TC 765 and TC 802 Only)
940 - 949	Quick Assessments (MFT 31)
999	Generated Overflow TC 400

Exhibit 3.17.244-5 (08-13-2020)**Valid BMF Transaction Codes**

Trans Code		Section	Doc Code	MFT Code
Debit (+)	Credit (-)			
150		01	51	46, 85 and 86
150		01	51, 52	ALL (except 13, 46, 61, 85 and 86)
150		02-19	51, 52	ALL (except 43, 61, 74, 75 and 79)
157		30-33	51, 52	ALL (except 17, 40, 46, 47, 49, 74, 75, 76, 77, 78, 85 and 86)
160		01	51, 52	ALL (except 12, 13, 40, 43, 46, 47, 49, 74, 75, 79, 85 and 86)
160		02-19	51, 52	ALL (except 40, 43, 46, 47, 49, 74, 79, 85 and 86)
	161	02-19	51	ALL (except 40, 43, 46, 47, 49, 74, 75, 79, 85 and 86)
	161	02-19	52	ALL (except 40, 43, 46, 47, 49, 74, 75, 77, 78, 79, 85 and 86)
166	167	02-19	52	ALL (except 17, 40, 43, 46, 47, 49, 74, 75, 76, 79, 85 and 86)
170		01-19	52	02, 05, 06, 08, 17, 33, 34, 43, 44
170		01-19	51	02, 05, 06, 08, 33, 34, 43, 44
	171	02-19	51	ALL (except 07, 17, 40, 46, 47, 49, 74, 75, 76, 77, 78, 79, 85 and 86)
	171	02-19	52	ALL (except 05, 07, 17, 40, 46, 47, 49, 74, 75, 76, 77, 78, 79, 85 and 86)
176	177	02-19	52	ALL (except 07, 17, 40, 43, 46, 47, 49, 74, 75, 76, 77, 78, 79, 85 and 86)
180		01	51, 52	01, 03, 09, 10, 11, 14, 16 and 43

Exhibit 3.17.244-5 (Cont. 1) (08-13-2020)**Valid BMF Transaction Codes**

Trans Code		Section	Doc Code	MFT Code
Debit (+)	Credit (-)			
180	181	02-19	51, 52	ALL (except 07, 17, 40, 43, 46, 47, 49, 74, 75, 76, 77, 78, 79, 85 and 86)
186	187	02-19	52	ALL (except 07, 17, 40, 43, 46, 47, 49, 74, 75, 76, 77, 78, 79, 85 and 86)
190	191	02-19	51, 52	ALL (except 79)
196	197	02-19	52	ALL (except 16)
234		01-19	51, 52	36, 44, 67
234	235	02-19	51, 52	ALL (except 16, 36, 40, 44, 46, 74, 75, 77, 78, 85 and 86)
238	239	02-19	52	ALL (except 17, 40, 43, 46, 47, 49, 74, 75, 76, 77, 78, 79, 85 and 86)
	241	01	51, 52	13, 17, 40, 46, 74, 75 and 76
240	241	02-19	51, 52	ALL (except 47, 49, 79)
240		01	51	13, 17, 40, 46, 74, 75, 76, 85, 86
246		02-19	52	05, 06, 07, 74
246		02-19	51	74
	247	02-19	52	06, 07, 08, 40, 74
	247	02-19	51	74
270		01	51, 52	ALL (except 12 13, 43, 47, 49, 79, 85 and 86)
270		02-19	51, 52	ALL (except 43, 46, 47, 49, 79, 85 and 86)
	271	02-19	51	ALL (except 43, 47, 49, 75, 79, 85 and 86)
	271	02-19	52	ALL (except 43, 46, 47, 49, 75, 79, 85 and 86)

Exhibit 3.17.244-5 (Cont. 2) (08-13-2020)**Valid BMF Transaction Codes**

Trans Code		Section	Doc Code	MFT Code
Debit (+)	Credit (-)			
272		30-33	51, 52	ALL (except 17, 40, 47, 49, 75, 85 and 86)
276	277	02-19	52	ALL (except 17, 43, 47, 49, 75, 79, 85 and 86)
280		01	51, 52	ALL (except 12, 13, 43, 47, 49, 79, 85 and 86)
280		02-19	51, 52	ALL (except 46, 47, 49, 79, 85 and 86)
	281	02-19	51, 52	ALL (except 47, 49, 75, 79, 85 and 86)
286		02-19	52	ALL (except 17, 43, 47, 49, 75, 79, 85 and 86)
290		01	51, 52	ALL (except 43 and 75)
290		02-19	51, 52	ALL (except 75)
	291	02-19	51, 52	ALL (except 47, 49, 75, and 79)
294		01	51, 52	ALL (except 12, 13, 43, 47, 49, 75, 77, 78, and 79)
294		02-19	51, 52	ALL (except 43, 46, 47, 49, 74, 75, 76, 77, 78, 85 and 86)
	295	01	51	10, 15, 17, 40, 74, 76
	295	02-19	51,52	ALL (except 43, 47, 49, 74, 75, 76, 77, 78, 79, 85 and 86)
298		01	51, 52	ALL (except 12, 13, 43, 47, 49 and 75)
298		02-19	51, 52	ALL (except 43, 46, 47, 49, 75, 79, 85 and 86)
	299	01	51	10, 15, 17, 40, 74, 79

Exhibit 3.17.244-5 (Cont. 3) (08-13-2020)**Valid BMF Transaction Codes**

Trans Code		Section	Doc Code	MFT Code
Debit (+)	Credit (-)			
	299	02-19	51,52	ALL (except 43, 47, 49, 75 and 76)
300		01	51, 52	ALL (except 13, 43, 75 and 79)
300		02-19	51, 52	ALL (except 75 and 79)
	301	01	51	10, 15, 17, 40, 46, 74, 76, 85, 86
	301	02-19	51,52	ALL (except 47, 49, 75 and 79)
304		01	51, 52	ALL (except 12, 13, 43, 47, 49, 75, 77, 78, 85 and 86)
304	305	02-19	51, 52	ALL (except 43, 46, 47, 49, 75, 77, 78, 79, 85 and 86)
	305	01	51	10, 15, 17, 40, 74, 76
308		01	51, 52	ALL (except 12, 13, 43, 47, 49, 75 and 79)
308		02-19	51, 52	ALL (except 43, 46, 47, 49, 75, 79, 85 and 86)
	309	01	51	10, 15, 17, 40, 74, 76
	309	02-19	51,52	ALL (except 43, 47, 49, 75 and 79)
320		01	51, 52	ALL (except 12 13, 43, 47, 49, 75 and 79)
320	321	02-19	51, 52	ALL (except 43, 47, 49, 75 and 79)
	321	01	51,52	15, 17, 40, 46, 74, 76, 85, 86
336	337	02-19	52	ALL (except 17, 47, 49, 75 79, 85 and 86)
340	341	02-19	51, 52	ALL (except 47, 49 and 79)
340		02-19	51	ALL (except 17, 47, 49 and 79)

Exhibit 3.17.244-5 (Cont. 4) (08-13-2020)**Valid BMF Transaction Codes**

Trans Code		Section	Doc Code	MFT Code
Debit (+)	Credit (-)			
340		30-33	51	ALL (except 43, 45, 47, 49, 85 and 86)
	341	30-33	51, 52	ALL (except 43, 45, 47 and 49)
342		30-33	51, 52	ALL (except 17, 43, 47, 49 and 75)
350		01	51, 52	ALL (except 12, 13, 43,46, 47, 49, 75, 79, 85 and 86)
350		02-19	51, 52	ALL (except 46, 47, 49, 75, 85 and 86)
	351	01	51,52	15, 17, 40, 46, 74, 76, 85, 86
	351	02-19	51, 52	ALL (except 43, 47, 49, 75 and 79)
360		01	51, 52	ALL (except 12, 13, 46, 47, 49, 75, 85 and 86)
360		02-19	51, 52	ALL (except 46, 47, 49, 75, 85 and 86)
	361	02-19	51, 52	ALL (except 43, 46, 47, 49, 75, 79, 85 and 86)
380		02-19	51, 52	ALL (except 17, 43, 47, 49, 75 and 79)
380		02-19	51	ALL (except 43, 46, 47, 49, 75, 79, 85 and 86)
386		02-19	52	ALL (except 17, 43, 46, 47, 49, 75, 79, 85 and 86)
388		01	52	ALL (except 12, 13, 17, 46,47, 49, 85 and 86)
388	389	02-19	52	ALL (except 17, 43, 46, 47, 49, 75, 79, 85 and 86)
402	400	02-19	52	ALL (except 17, 47, 49 and 79)

Exhibit 3.17.244-5 (Cont. 5) (08-13-2020)**Valid BMF Transaction Codes**

Trans Code		Section	Doc Code	MFT Code
Debit (+)	Credit (-)			
402		01	51	ALL (except 43, 47, 49, 79, 85 and 86)
402	400	02-19	51	08, 17, 40, 43, 46, 74, 75, 76, 85 and 86
420		30-33	52	ALL (except 17, 43, 45, 49, 75, 77 and 78)
	421	30-33	52	ALL (except 17, 43, 45, 46, 47, 49, 85 and 86)
422	423	30-33	52	ALL (except 17, 40, 43, 45, 46, 47, 49, 75, 77, 78, 85 and 86)
424		30-33	52	ALL (except 17, 43, 45, 47, 49 and 75)
	431	02-19	52	ALL (except 77 and 78)
450		01	51, 52	ALL (except 12, 13, 43, 46, 47, 49, 76, 79, 85 and 86)
	451	01	51, 52	15, 17, 40, 74, 76
450	451	02-19	51, 52	ALL (except 43, 46, 47, 49, 75, 79, 85 and 86)
460	462	30-33	51, 52	ALL (except 40, 43, 46, 47, 49, 75, 85 and 86)
470		30-33	51, 52	ALL (except 43, 45, 47, 49 and 75)
	472	30-33	51, 52	ALL (except 17, 43, 46, 47, 49, 75, 85 and 86)
471		30-33	51, 52	43, 45, 47, 49, 75
473	474	30-33	51, 52	ALL (except 17, 40, 43, 45, 46, 47, 49, 75, 77, 78, 85 and 86)
475		30-33	52	ALL (except 17, 40, 43, 45, 46, 47, 49, 74, 75, 76, 77, 78, 85 and 86)

Exhibit 3.17.244-5 (Cont. 6) (08-13-2020)**Valid BMF Transaction Codes**

Trans Code		Section	Doc Code	MFT Code
Debit (+)	Credit (-)			
	478	30-33	52	ALL (except 17, 40, 43, 45, 46, 47, 49, 74, 75, 76, 77, 78, 85 and 86)
480	481	30-33	51, 52	ALL (except 17, 43, 45, 46, 47, 49, 75, 85 and 86)
482	483	30-33	51, 52	ALL (except 17, 43, 45, 46, 47, 49, 75, 85 and 86)
488	489	30-33	51, 52	ALL (except 17, 43, 45, 46, 47, 49, 75, 77, 78, 85 and 86)
520	521	30-33	51, 52	ALL (except 17, 43, 45, 46, 47, 49, 75, 85 and 86)
522		30-33	51, 52	ALL (except 17, 43, 45, 46, 47, 49, 75, 85 and 86)
530		30-33	51, 52	ALL (except 17, 43, 45, 46, 47, 49, 75, 85 and 86)
531	532	30-33	51, 52	ALL (except 17, 43, 45, 46, 47, 49, 75, 85 and 86)
535	534	02-19	51, 52	ALL (except 17, 43, 46, 47, 49, 75, 79, 85 and 86)
537		30-33	51	ALL (except 17, 43, 45, 46, 47, 49, 75, 77, 78, 85 and 86)
537		30-33	52	ALL (except 17, 43, 45, 46, 47, 49, 75, 85 and 86)
550		30-33	51, 52	ALL (except 17, 40, 43, 45, 46, 47, 49, 75, 85 and 86)
	560	30-33	51, 52	ALL (except 17, 43, 45, 46, 47, 49, 75, 85 and 86)

Exhibit 3.17.244-5 (Cont. 7) (08-13-2020)**Valid BMF Transaction Codes**

Trans Code		Section	Doc Code	MFT Code
Debit (+)	Credit (-)			
564		30-33	51, 52	ALL (except 77 and 78)
570	571	30-33	51, 52	ALL (except 43)
572		30-33	51, 52	ALL (except 17, 43, 47 and 49)
582	583	30-33	51, 52	ALL (except 17, 43, 46, 47, 49, 75, 85 and 86)
590		01	51	47, 49, 74, 76
590		01	52	ALL (except 12, 17, 40, 43, 46, 75, 77, 78, 79, 85 and 86)
	590	30-33	51, 52	ALL (except 17, 40, 43, 46, 75, 77, 78, 85 and 86)
591	592	30-33	51, 52	ALL (except 17, 40, 43, 46, 75, 77, 78, 85 and 86)
593		30-33	51, 52	ALL (except 17, 43, 46, 75, 77, 78, 85 and 86)
	594	30-33	51, 52	ALL (except 17, 40, 43, 46, 75, 77, 78, 85 and 86)
595	596	30-33	51, 52	ALL (except 17, 43, 46, 75, 77, 78, 85 and 86)
597	598	30-33	51, 52	ALL (except 17, 43, 46, 75, 77, 78, 85 and 86)
599		30-33	51, 52	ALL (except 17, 40, 43, 75, 77, and 78)
	600	02-19	51, 52	ALL (except 17, 43, 46, 47, 49, 75, 79, 85 and 86)
607	606	02-19	52	ALL (except 17, 43, 46, 47, 49, 75, 79, 85 and 86)

Exhibit 3.17.244-5 (Cont. 8) (08-13-2020)**Valid BMF Transaction Codes**

Trans Code		Section	Doc Code	MFT Code
Debit (+)	Credit (-)			
609	608	02-19	52	ALL (except 17, 43, 46, 47, 49, 75, 79, 85 and 86)
	610	02-19	51	ALL (except 40, 43, 47, 49, 74 and 79)
	610	02-19	52	ALL (except 17, 40, 43, 47, 49, 74 and 79)
611		02-19	52	ALL (except 17, 40, 43, 46, 47, 49, 74, 75, 79, 85 and 86)
612		02-19	51	ALL (except 43, 44, 47, 49, 61, 75, 76, 85 and 86)
621	620	02-19	51, 52	ALL (except 17, 40, 46, 47, 49, 77, 78, 79, 85 and 86)
622		02-19	51, 52	ALL (except 17, 40, 46, 47, 49, 77, 78, 85 and 86)
632	630	20-23	51, 52	ALL (except 02, 05, 08, 17, 33, 34 and 46)
637	636	20-23	52	02, 05, 33, 34
	640	02-19	51, 52	ALL (except 46, 47, 49, 75, 85 and 86)
641		02-19	51, 52	ALL (except 17, 46, 47, 49, 75, 85 and 86)
642		02-19	51, 52	ALL (except 46, 47, 49, 75, 85 and 86)
	650	02-19	51, 52	ALL (except 02, 17, 33, 40, 46, 47, 49, 74, 75, 76, 77, 78, 85 and 86)
651		02-19	51, 52	ALL (except 17, 40, 46, 47, 49, 74, 75, 76, 77, 78, 85 and 86)
652		02-19	51, 52	ALL (except 17, 40, 46, 47, 49, 74, 76, 77, 78, 85 and 86)

Exhibit 3.17.244-5 (Cont. 9) (08-13-2020)**Valid BMF Transaction Codes**

Trans Code		Section	Doc Code	MFT Code
Debit (+)	Credit (-)			
661	660	02-19	51, 52	ALL (except 17, 40, 46, 47, 49, 74, 76, 77, 78, 85 and 86)
662		02-19	51, 52	ALL (except 17, 40, 46, 47, 49, 74, 76, 77, 78, 85 and 86)
666	667	02-19	52	06, 08
	670	02-19	51, 52	ALL (except 46, 75, 85 and 86)
671		02-19	51, 52	ALL (except 17, 46, 47, 49, 75, 85 and 86)
672		02-19	51, 52	ALL (except 46, 47, 49, 75, 85 and 86)
679	678	02-19	51, 52	ALL (except 17, 43, 46, 47, 49, 74, 75, 76, 77, 78, 85 and 86)
681	680	02-19	51, 52	ALL (except 46, 47, 49, 85 and 86)
682		02-19	51, 52	ALL (except 46, 47, 49, 75, 85 and 86)
691	690	02-19	51, 52	ALL (except 17, 46, 47, 49, 85 and 86)
692		02-19	51, 52	ALL (except 17, 46, 47, 49, 85 and 86)
695	694	02-19	51, 52	ALL (except 47 and 49)
701	700	02-19	51, 52	ALL (except 46, 47, 49, 85 and 86)
702		02-19	51, 52	ALL (except 46, 47, 49, 85 and 86)
	706	02-19	52	ALL (except 17, 43, 46, 47, 49, 85 and 86)
712	710	02-19	51, 52	ALL (except 46, 47, 49, 77, 78, 85 and 86)
	716	02-19	52	ALL (except 17, 43, 46, 49, 77, 78, 85 and 86)

Exhibit 3.17.244-5 (Cont. 10) (08-13-2020)**Valid BMF Transaction Codes**

Trans Code		Section	Doc Code	MFT Code
Debit (+)	Credit (-)			
721	720	02-19	51	ALL (except 17, 46, 47, 49, 75, 85 and 86)
721	720	02-19	52	ALL (except 17, 46, 47, 49, 75, 77, 78, 85 and 86)
722		02-19	51	ALL (except 17, 46,47, 49, 75, 85 and 86)
722		02-19	52	ALL (except 17, 46, 47, 49, 75, 77, 78, 85 and 86)
731	730	02-19	51	ALL (except 17, 46, 47, 49, 85 and 86)
731	730	02-19	52	ALL (except 17, 46, 47, 49, 77, 78, 85 and 86)
732		02-19	51	ALL (except 17, 46, 47, 49, 85 and 86)
732		02-19	52	ALL (except 17, 46, 47, 49, 77, 78, 85 and 86)
	736	02-19	52	ALL (except 17, 43, 46, 47, 49, 77, 78, 85 and 86)
	740	02-19	51	ALL (except 43, 46, 47, 49, 75, 85 and 86)
	740	02-19	52	ALL (except 43, 46, 47, 49, 75, 77, 78, 85 and 86)
742		02-19	51	ALL (except 43, 46, 47, 49, 75, 85 and 86)
742		02-19	52	ALL (except 43, 46, 47, 49, 75, 77, 78, 85 and 86)
	756	02-19	52	ALL (except 17, 43, 46, 47,49,75,77, 78, 85 and 86)
	760	02-19	51	ALL (except 43, 46,47, 49, 78, 85 and 86)

Exhibit 3.17.244-5 (Cont. 11) (08-13-2020)**Valid BMF Transaction Codes**

Trans Code		Section	Doc Code	MFT Code
Debit (+)	Credit (-)			
	760	02-19	52	ALL (except 17, 43, 46, 47, 49, 77, 78, 85 and 86)
762		02-19	51	ALL (except 43, 46, 47, 49, 78, 85 and 86)
762		02-19	52	ALL (except 17, 43, 46, 47, 49, 77, 78, 85 and 86)
767	766	02-19	51, 52	ALL (except 17, 43, 46, 47, 49, 75, 77, 78, 85 and 86)
	770	02-19	51	ALL (except 43, 47, 49, 75, 85 and 86)
	770	02-19	52	ALL (except 17, 43, 47, 49, 75, 77, 78, 85 and 86)
771		02-19	51	ALL (except 17, 43, 46, 47, 49, 75, 85 and 86)
771		02-19	52	ALL (except 17, 43, 46, 47, 49, 75, 77, 78, 85 and 86)
772		02-19	51	ALL (except 43, 47, 49 and 75)
772		02-19	52	ALL (except 17, 43, 47,49, 75, 77 and 78)
777	776	02-19	52	ALL (except 17, 43, 47,49, 75, 85 and 86)
780	781	30-33	51, 52	ALL (except 17, 43, 46,47, 49, 75, 85 and 86)
782		30-33	51, 52	ALL (except 17, 43, 46, 47, 49, 75, 85 and 86))
	788	30-33	51, 52	ALL (except 17, 43, 46, 47, 49, 75, 85 and 86)
792	790	02-19	51, 52	ALL (except 43, 46, 47, 49, 85 and 86)

Exhibit 3.17.244-5 (Cont. 12) (08-13-2020)**Valid BMF Transaction Codes**

Trans Code		Section	Doc Code	MFT Code
Debit (+)	Credit (-)			
	796	02-19	52	ALL (except 17, 43, 46, 47, 49, 75, 85 and 86)
802	800	02-19	51	05, 08, 17, 75
802	800	02-19	52	05, 75
	806	02-19	52	05
807		02-19	51	05, 08, 17
807		02-19	52	05
820	821	02-19	51, 52	ALL (except 43, 46, 47, 49, 85 and 86)
	822	02-19	51, 52	ALL (except 43, 46, 47, 49, 85 and 86)
824		02-19	51, 52	ALL (except 17, 43, 46, 47, 49, 85 and 86)
826		02-19	52	ALL (except 17, 43, 46, 47, 49, 75, 77, 78, 85 and 86)
830	832	02-19	51, 52	ALL (except 17, 43, 46, 47, 49, 75, 77, 78, 85 and 86)
836		02-19	52	ALL (except 17, 43, 46, 47, 49, 75, 77, 78, 85 and 86)
840	841	02-19	51	ALL (except 17, 43, 46, 47, 49, 78, 85 and 86)
840	841	02-19	52	ALL (except 17, 43, 46, 47, 49, 77, 78, 85 and 86)
	842	02-19	51	ALL (except 17, 43, 46, 47, 49, 78, 85 and 86)
	842	02-19	52	ALL (except 17, 43, 46, 47, 49, 77, 78, 85 and 86)
843		02-19	51	ALL (except 17, 43, 46, 47, 49, 85 and 86)

Exhibit 3.17.244-5 (Cont. 13) (08-13-2020)**Valid BMF Transaction Codes**

Trans Code		Section	Doc Code	MFT Code
Debit (+)	Credit (-)			
843		02-19	52	ALL (except 17, 43, 46, 47, 49, 77, 78, 85 and 86)
844		30-33	51	ALL (except 17, 43, 46, 47, 49, 75, 85 and 86)
844		30-33	52	ALL (except 17, 43, 46, 47, 49, 75, 77, 78, 85 and 86)
	845	30-33	51, 52	ALL (except 17, 43, 46, 47, 49, 75, 85 and 86)
846		02-19	52	ALL (except 17, 43, 46, 47, 49, 75 85 and 86)
850	851	02-19	51, 52	ALL (except 17, 43, 46, 47, 49, 85 and 86)
	852	02-19	51	ALL (except 17, 43, 46, 47, 49, 77, 78, 85 and 86)
	852	02-19	52	ALL (except 17, 43, 46, 47, 49, 85 and 86)
856		02-19	52	ALL (except 17, 43, 46, 47, 49, 75, 85 and 86)
912	914	30-33	51, 52	ALL (except 17, 43, 46, 49, 75, 85 and 86)
930	932	30-33	52	ALL (except 17, 40, 43, 47, 49, 75 and 76)
940	942	30-33	51, 52	ALL (except 17, 40, 43, 46, 47, 49, 74, 75, 76, 77, 78, 85 and 86)
946		30-33	52	ALL (except 17, 40, 43, 46, 47, 49, 74, 75, 76, 77, 78, 85 and 86)
960	961	30-33	51, 52	ALL (except 43, 46, 47, 49, 75, 85 and 86)

Exhibit 3.17.244-5 (Cont. 14) (08-13-2020)**Valid BMF Transaction Codes**

Trans Code		Section	Doc Code	MFT Code
Debit (+)	Credit (-)			
	976	02-19	51, 52	ALL (except 17, 40, 43, 46, 75, 85 and 86)

Exhibit 3.17.244-6 (08-13-2020)**Valid IMF Transaction Codes**

Trans Code		Section	Doc Code	MFT Code
Debit (+)	Credit (-)			
150		01	51, 52	30, 31
150		02-19	51, 52	30, 31, 55
160		01	51, 52	30, 31
160	161	02-19	51, 52	30, 31, 55
166	167	02-19	52	30,31,55
170		01	51, 52	30, 31
170	171	02-19	51, 52	30, 31, 55
176	177	02-19	52	30, 31, 55
190	191	02-19	51, 52	30, 31, 55
196	197	02-19	52	30, 31, 55
200	201	02-19	51, 52	30, 31, 55
240		01	51, 52	30, 31, 55
240	241	02-19	51, 52	30, 31, 35, 55, 65
270		01	51, 52	30, 31
270	271	02-19	51, 52	30, 31, 55
272		30-33	51, 52	30, 31, 55
276	277	02-19	52	30, 31, 55
280		01	51, 52	30, 31, 65
280		02-19	51, 52	30, 31, 35, 55, 65
	281	02-19	51, 52	30, 31, 55
286		02-19	52	30, 31, 55
290		01-19	51, 52	30, 31, 55
	291	02-19	51, 52	30, 31, 55
294		01	51, 52	30, 31
294		02-19	51, 52	30, 31
	295	02-19	51,52	30, 31, 55
298		01	51, 52	30, 31
298	299	02-19	51, 52	30, 31, 55
300		01	51, 52	30, 31

Exhibit 3.17.244-6 (Cont. 1) (08-13-2020)**Valid IMF Transaction Codes**

Trans Code		Section	Doc Code	MFT Code
Debit (+)	Credit (-)			
300	301	02-19	51, 52	30, 31, 55
304		01	51, 52	30, 31
304	305	02-19	51, 52	30, 31, 55
308		01	51, 52	30, 31
308	309	02-19	51, 52	30, 31, 55
310	311	02-19	51, 52	30, 31, 55
320		001	51, 52	30, 31
320	321	02-19	51, 52	30, 31, 55
336	337	02-19	52	30, 31, 55
340	341	02-19	51, 52	30, 31, 55
340	341	30-33	51, 52	30, 31, 55
342		30-33	51, 52	30, 31, 55
350		01	51, 52	30, 31
350	351	02-19	51, 52	30, 31, 55
360		01	51, 52	30, 31
360	361	02-19	51, 52	30, 31, 55
380		02-19	51, 52	30, 31, 55
386		02-19	52	30, 31, 55
388		01	52	30, 31
388	389	02-19	52	30, 31, 55
402	400	02-19	52	30, 31, 55
402		01	51	30, 31, 55
411	410	02-19	51, 52	30, 31, 55
412		02-19	51, 52	30, 31, 55
417	416	02-19	52	30, 31, 55
420*	421*	30-33	52	30, 55
422	423	30-33	52	30, 31, 55
424		30-33	52	30, 55
425		30-33	52	30, 31, 55
	430	01	52	30, 31

Exhibit 3.17.244-6 (Cont. 2) (08-13-2020)**Valid IMF Transaction Codes**

Trans Code		Section	Doc Code	MFT Code
Debit (+)	Credit (-)			
	430	02-19	51, 52	30, 55
	431	02-19	52	30, 31, 55
450		01	51, 52	30, 31
450	451	02-19	52	30, 31, 55
460	462	30-33	51, 52	30, 31, 55
470		30-33	51, 52	30, 31, 55
471	472	30-33	51, 52	30, 31, 55
473		30-33	51, 52	30, 31, 55
474	475	30-33	51, 52	30, 55
480	481	30-33	51, 52	30, 31, 55
482	483	30-33	51, 52	30, 31, 55
490	496	30-33	51, 52	30, 31, 55
500	502	30-33	51, 52	30, 31, 55
510	516	30-33	51, 52	30, 31, 55
517		30-33	51, 52	30, 31, 55
520	521	30-33	51, 52	30, 31, 55
522		30-33	51, 52	30, 31, 55
530		30-33	51, 52	30, 31, 55
531	532	30-33	51, 52	30, 31, 55
535	534	02-19	51, 52	30, 31, 55
537		30-33	51, 52	30, 31, 55
540	542	30-33	51, 52	30, 31, 55
550	560	30-33	51, 52	30, 31, 55
564		30-33	51, 52	30, 31, 55
570	571	30-33	51, 52	30, 31, 55
572		30-33	51, 52	30, 31, 55
576	577	02-19	51, 52	30, 31, 55
582	583	30-33	51, 52	30, 31, 55
590		30-33	51, 52	30, 55
591	592	30-33	51, 52	30, 55

Exhibit 3.17.244-6 (Cont. 3) (08-13-2020)**Valid IMF Transaction Codes**

Trans Code		Section	Doc Code	MFT Code
Debit (+)	Credit (-)			
593	594	30-33	51, 52	30, 55
595		30-33	51, 52	30, 55
599		30-33	51, 52	30, 55
	600	02-19	51, 52	30, 55
607	606	02-19	52	30, 31, 55
609	608	02-19	52	30, 31, 55
611	610	02-19	51, 52	30, 31, 55
612		02-19	51, 52	30, 31, 55
*632	630	20-23	51, 52	30, 31
*637	636	20-23	52	30, 31
641	640	02-19	51, 52	30, 31, 55
642		02-19	51, 52	30, 31, 55
661	660	02-19	51, 52	30, 31, 55
662		02-19	51, 52	30, 31, 55
667	666	02-19	52	30, 31, 55
671	670	02-19	51, 52	30, 31, 55
672		02-19	51, 52	30, 31, 55
681	680	02-19	51, 52	30, 31, 55
682		02-19	51, 52	30, 31, 55
691	690	02-19	51, 52	30, 31, 55
692	694	02-19	17, 18, 19, 24, 34, 38, 51, 52	30, 31, 55
695		02-19	19, 24, 34, 51, 52	30, 31, 55
701	700	02-19	51, 52	30, 31, 55
702		02-19	51, 52	30, 31, 55
	706	02-19	52	30, 31, 55
712	710	02-19	51, 52	30, 55
	716	02-19	52	30, 55
721	720	02-19	51, 52	30, 31, 55
722		02-19	51, 52	30, 31, 55

Exhibit 3.17.244-6 (Cont. 4) (08-13-2020)**Valid IMF Transaction Codes**

Trans Code		Section	Doc Code	MFT Code
Debit (+)	Credit (-)			
731	730	02-19	51, 52	30, 31, 55
732		02-19	51, 52	30, 31, 55
	736	02-19	52	30, 31, 55
742	740	02-19	51, 52	30, 31, 55
762	760	02-19	51, 52	30, 31, 55
765	764	02-19	51, 52	30, 31, 55
767	766	02-19	51, 52	30, 31, 55
	768	02-19	52	30, 31, 55
772	770	02-19	51, 52	30, 31, 55
777	776	02-19	52	30, 31, 55
780	781	30-33	51, 52	30, 31, 55
782		30-33	51, 52	30, 31, 55
783	784	30-33	51, 52	30, 31, 55
	788	30-33	51, 52	30, 31, 55
802	800	02-19	51, 52	30, 31, 55
807	806	02-19	52	30, 31, 55
820	821	02-19	51, 52	30, 31, 55
	822	02-19	51, 52	30, 31, 55
824		02-19	51, 52	30, 31, 55
826		02-19	52	30, 31, 55
*830	832	02-19	51, 52	30, 55
*836		02-19	52	30, 55
840	841	02-19	51, 52	30, 31, 55
843		02-19	51, 52	30, 31, 55
844	845	30-33	51, 52	30, 31, 55
846		02-19	52	30, 31, 55
850	851	02-19	51, 52	30, 31, 55
	852	02-19	51, 52	30, 31, 55
856	859	02-19	52	30, 31, 55
876		02-19	52	30, 31, 55

Exhibit 3.17.244-6 (Cont. 5) (08-13-2020)**Valid IMF Transaction Codes**

Trans Code		Section	Doc Code	MFT Code
Debit (+)	Credit (-)			
890	892	02-19	51, 52	30, 31, 55
896		02-19	52	30, 31, 55
912	914	30-33	51, 52	30, 31, 55
915		30-33	52	30, 31, 55
919	917	30-33	51, 52	30, 31, 55
930	932	30-33	52	30, 31, 55
940	942	30-33	51, 52	30, 31, 55
960	961	30-33	51, 52	30, 31, 55
962		30-33	51, 52	30, 31, 55
	976	02-19	51, 52	30, 31, 55
	977	02-19	51, 52	30, 31, 55
*Section 20-23 is not present with MFT-CD 55.				

Exhibit 3.17.244-7 (08-21-2023)
Manual Assessment Contacts

Campus:	Name:	Position:	Telephone:	eFax:
Austin	Kenneth Baker	Manager	737-800-5042	eFax 855-254-0572
	Tasha Harris	Lead	737-800- 7704	
	Jessica Ybarra	P&A	737-800- 5050	eFax 855-254-0572
*Cincinnati	Donna Sandman	Manger	859-320-4572	
	Trista Allen	Lead	859-320-4342	
*Fresno	Isadora Velasquez	Manager	559-454-6664	eFax 855-275-3809
	Leonora Hutchison	Lead	559-454-6507	
Kansas City	Denise Shay (RACS Unit 1)	Manager	816-499-5872	eFax 866-805-2235
	Katherine Burch (RACS Unit 1)	Lead	816-499-6062	
	Christina Tuey (RACS Unit 2)	Manager	816-499-5376	eFax 866-805-2235
	Brent Fanning (RACS Unit 2)	Lead	816-499-5941	
	Dennis Stohlmann or Ashley Carpentier	P&A	816-499-6006 816-499-6005	
Ogden	Curtis Sanders	Manager	801-620-6898	eFax 855-295-5941
	Wendy Hadley or Sheila Paulson	Lead	801-620-7867 801-620-7216	
	Jesse Reid	P&A	801-620-7002	

*Cincinnati and Fresno are consolidated sites and assist with inputting assessments. Cincinnati inputs into the Kansas City database and Fresno inputs into the Ogden database.