

Instructions for Form 8038-G

Information Return for Tax-Exempt Governmental Bonds



Department of the Treasury
Internal Revenue Service

Instruction 8038 G (Rev. 10-2021) Catalog Number 55432S
Department of the Treasury **Internal Revenue Service** www.irs.gov



Visit the Accessibility
Page on IRS.gov

This page is intentionally left blank

Contents

Topic	Regular Page	Large Print Page
Future Developments	1	4
General Instructions	1	4
Specific Instructions	2	13
Part I-Reporting Authority	2	13
Part II-Type of Issue	2	17
Part III-Description of Bonds	3	19
Part IV-Uses of Proceeds of Bond Issue	3	20
Part V-Description of Refunded Bonds	3	22
Part VI-Miscellaneous	3	22
Signature and Consent	4	26
Paid Preparer	4	27
Paperwork Reduction Act Notice	4	28

Section references are to the Internal Revenue Code unless otherwise noted.

Future Developments

For the latest information about developments related to Form 8038-G and its instructions, such as legislation enacted after they were published, go to [IRS.gov/Form8038G](https://www.irs.gov/Form8038G).

General Instructions

Purpose of Form

Form 8038-G is used by issuers of tax-exempt governmental bonds to provide the IRS with the information required by section 149(e) and to monitor compliance with the requirements of sections 141 through 150.

Who Must File

IF the issue price (line 21, column (b)) is...	THEN, for tax-exempt governmental bonds issued after
-------------------------------------------------------	-------------------------------------------------------------

	December 31, 1986, issuers must file...
\$100,000 or more	a separate Form 8038-G for each issue.
less than \$100,000	Form 8038-GC, Information Return for Small Tax-Exempt Governmental Bond Issues, Leases, and Installment Sales.

When To File

File Form 8038-G on or before the 15th day of the 2nd calendar month after the close of the calendar quarter in which the bond is issued. Form 8038-G may not be filed before the issue date and must be completed based on the facts as of the issue date.

Late filing. An issuer may be granted an extension of time to file Form 8038-G under section 3 of Rev. Proc. 2002-48, 2002-37 I.R.B. 531, if it is determined that the failure to file timely is not due to willful neglect. Type or print at the top of the form "Request for Relief under section 3 of Rev. Proc. 2002-48"

and attach a letter explaining why Form 8038-G was not submitted to the IRS on time. Also indicate whether the bond issue in question is under examination by the IRS. Do not submit copies of the trust indenture or other bond documents. See *Where To File* next.

Where To File


File Form 8038-G and any attachments at the following address.

Department of the Treasury
Internal Revenue Service Center
Ogden, UT 84201

Private delivery services. You can use certain private delivery services (PDS) designated by the IRS to meet the “timely mailing as timely filing” rule for tax returns. Go to [IRS.gov/PDS](https://www.irs.gov/PDS) for the current list of designated services.

The PDS can tell you how to get written proof of the mailing date.

For the IRS mailing address to use if you're using PDS, go to [IRS.gov/PDSstreetAddresses](https://www.irs.gov/PDSstreetAddresses).

	PDS can't deliver items to P.O. boxes. You must use the U.S. Postal Service to mail any item to an IRS P.O. box address.
-----------------------------------------------------------------------------------	--------------------------------------------------------------------------------------------------------------------------

Other Forms That May Be Required

For rebating arbitrage (or paying a penalty in lieu of arbitrage rebate) to the federal government, use Form 8038-T, Arbitrage Rebate, Yield Reduction and Penalty in Lieu of Arbitrage Rebate.

For private activity bonds, use Form 8038, Information Return for Tax-Exempt Private Activity Bond Issues.

Rounding to Whole Dollars

You may show the money items on this return as whole-dollar amounts. To round, drop amounts under 50 cents and increase amounts from 50 to 99 cents to the next

dollar (for example, \$1.39 becomes \$1 and \$2.50 becomes \$3).

If two or more amounts must be added to figure the amount to enter on a line, include cents when adding the amounts and round off only the total.

Definitions

Bond. This is any obligation, including bond, note, commercial paper, installment purchase agreement, or financing lease.

Taxable bond. This is any bond the interest on which is not excludable from gross income under section 103. Taxable bonds include tax credit bonds and direct pay bonds.

Tax-exempt bond. This is any obligation, including a bond, installment purchase agreement, or financial lease, on which the interest is excluded from income under section 103.

Tax-exempt governmental bond. A tax-exempt bond that is not a private activity bond (see next) is a tax-exempt governmental bond. This includes a bond

issued by a qualified volunteer fire department under section 150(e).

Private activity bond. This includes a bond issued as part of an issue in which:

- More than 10% of the proceeds are to be used for any private activity business use; **and**
- More than 10% of the payment of principal or interest of the issue is **either (a)** secured by an interest in property to be used for a private business use (or payments for such property), **or (b)** to be derived from payments for property (or borrowed money) used for a private business use.

It also includes a bond, the proceeds of which **(a)** are to be used directly or indirectly to make or finance loans (other than loans described in section 141(c)(2)) to persons other than governmental units, and **(b)** exceeds the lesser of 5% of the proceeds **or** \$5 million.

Issue price. The issue price of bonds is generally determined under Regulations

section 1.148-1(f). Thus, when issued for cash, the issue price is the first price at which a substantial amount of the bonds are sold to the public. To determine the issue price of a bond issued for property, see sections 1273 and 1274 and the related regulations.

Issue. Generally, bonds are treated as part of the same issue if they are issued by the same issuer, on the same date, and in a single transaction, or a series of related transactions (see Regulations section 1.149(e)-1(e)(2)). However, bonds issued during the same calendar year **(a)** under a loan agreement under which amounts are to be advanced periodically (a “draw-down loan”), or **(b)** with a term not exceeding 270 days, may be treated as part of the same issue if the bonds are equally and ratably secured under a single indenture or loan agreement and are issued under a common financing arrangement (for example, under the same official statement periodically updated to reflect changing factual circumstances). Also, for bonds issued under a draw-down loan that meet the requirements of the preceding sentence, bonds issued

during different calendar years may be treated as part of the same issue if all of the amounts to be advanced under the draw-down loan are reasonably expected to be advanced within 3 years of the date of issue of the first bond. Likewise, bonds (other than private activity bonds) issued under a single agreement that is in the form of a lease or installment sale may be treated as part of the same issue if all of the property covered by that agreement is reasonably expected to be delivered within 3 years of the date of issue of the first bond.

Arbitrage rebate. Generally, interest on a state or local bond is not tax exempt unless the issuer of the bond rebates to the United States arbitrage profits earned from investing proceeds of the bond in higher yielding nonpurpose investments. See section 148(f).

Construction issue. This is an issue of tax-exempt bonds that meets **both** of the following conditions.

1. At least 75% of the available construction proceeds are to be used for construction expenditures with

respect to property to be owned by a governmental unit or a section 501(c) organization.

2. All the bonds that are part of the issue are qualified 501(c)(3) bonds, bonds that are not private activity bonds, or private activity bonds issued to finance property to be owned by a governmental unit or a section 501(c) organization.

In lieu of rebating any arbitrage that may be owed to the United States, the issuer of a construction issue may make an irrevocable election to pay a penalty. The penalty is equal to $1\frac{1}{2}\%$ of the amount of the available construction proceeds of the issue that do not meet certain spending requirements as of the close of each 6-month period after the date the bonds were issued. See section 148(f)(4)(C) and the Instructions for Form 8038-T.

Pooled financing issue. This is an issue of tax-exempt bonds, the proceeds of which are to be used to finance purpose investments representing conduit loans to two or more

conduit borrowers, unless those conduit loans are to be used to finance a single capital project.

Specific Instructions

Part I—Reporting Authority

Amended return. An issuer may file an amended return to change or add to the information reported on a previously filed return for the same date of issue. If you are filing to correct errors or change a previously filed return, check the *Amended Return* box in the heading of the form.

The amended return must provide all the information reported on the original return, in addition to the new or corrected information. Attach an explanation of the reason for the amended return and write across the top, "Amended Return Explanation." Failure to attach an explanation may result in a delay in processing the form.

Line 1. The issuer's name is the name of the entity issuing the bonds, not the name of the entity receiving the benefit of the financing.

For a lease or installment sale, the issuer is the lessee or the purchaser.

Line 2. An issuer that does not have an employer identification number (EIN) should apply online by visiting the IRS website at [IRS.gov/EIN](https://www.irs.gov/EIN). The organization may also apply for an EIN by faxing or mailing Form SS-4 to the IRS.

Line 3a. If the issuer wishes to authorize a person other than an officer or other employee of the issuer (including a legal representative or paid preparer) to communicate with the IRS and whom the IRS may contact about this return (including in writing or by telephone), enter the name of such person here. The person listed on line 3a must be an individual. Do not enter the name and title of an officer or other employee of the issuer here (use line 10a for that purpose).

Note. By authorizing a person other than an authorized officer or other employee of the issuer to communicate with the IRS and whom the IRS may contact about this return, the issuer authorizes the IRS to communicate directly with the individual entered on line 3a

and consents to disclose the issuer's return information to that individual, as necessary, to process this return.

Lines 4 and 6. If you listed an individual on line 3a to communicate with the IRS and whom the IRS may contact about this return, enter the number and street (or P.O. box if mail is not delivered to street address), city, town, or post office, state, and ZIP code of that person. Otherwise, enter the issuer's number and street (or P.O. box if mail is not delivered to street address), city, town, or post office, state, and ZIP code.

Note. The address entered on lines 4 and 6 is the address the IRS will use for all written communications regarding the processing of this return, including any notices.

Line 5. This line is for IRS use only. Do not make any entries in this box.


Line 7. The date of issue is generally the first date on which the issuer physically exchanges any bond included in the issue for the underwriter's (or other purchaser's) funds. For a lease or installment sale, enter the date

interest starts to accrue in an MM/DD/YYYY format.


Line 8. If there is no name of the issue, please provide other identification of the issue.

Line 9. Enter the CUSIP (Committee on Uniform Securities Identification Procedures) number of the bond with the latest maturity. If the issue does not have a CUSIP number, write "None."

Line 10a. Enter the name and title of the officer or other employee of the issuer whom the IRS may call for more information. If the issuer wishes to designate a person other than an officer or other employee of the issuer (including a legal representative or paid preparer) whom the IRS may call for more information about the return, enter the name, title, and telephone number of such person on lines 3a and 3b.

	<p>Complete lines 10a and 10b even if you complete lines 3a and 3b.</p>
-----------------------------------------------------------------------------------	-------------------------------------------------------------------------

Part II—Type of Issue

	<p>Elections referred to in Part II are made on the original bond documents, not on this form.</p>
-----------------------------------------------------------------------------------	----------------------------------------------------------------------------------------------------

Identify the type of bonds issued by entering the issue price in the box corresponding to the type of bond (see *Issue price* under *Definitions*, earlier). Attach a schedule listing names and EINs of organizations that are to use proceeds of these bonds, if different from those of the issuer, include a brief summary of the use and indicate whether or not such user is a governmental or nongovernmental entity.

Line 18. Enter a description of the issue in the space provided.

Line 19. If the bonds are short-term tax anticipation notes or warrants (TANs) or short-term revenue anticipation notes or warrants (RANs), check box 19a. If the bonds are short-term bond anticipation notes (BANs), issued with the expectation that they will be refunded with the proceeds of long-term bonds at some future date, check box 19b. **Do not** check both boxes.

Line 20. Check this box if property other than cash is exchanged for the bond, for example, acquiring a police car, a fire truck, or telephone equipment through a series of monthly payments. (This type of bond is sometimes referred to as a “municipal lease.”) Also check this box if real property is directly acquired in exchange for a bond to make periodic payments of interest and principal. **Do not** check this box if the proceeds of the bond are received in the form of cash, even if the term “lease” is used in the title of the issue.

Part III—Description of Bonds

Line 21. For column (a), the final maturity date is the last date the issuer must redeem the entire issue.

For column (b), see *Issue price* under Definitions, earlier.

For column (c), the stated redemption price at maturity of the entire issue is the sum of the stated redemption prices at maturity of each bond issued as part of the issue. For a lease or installment sale, write "N/A" in column (c).

For column (d), the weighted average maturity is the sum of the products of the issue price of each maturity and the number of years to maturity (determined separately for each maturity and by taking into account mandatory redemptions), divided by the issue price of the entire issue (from line 21, column (b)). For a lease or installment sale, enter instead the total number of years the lease or installment sale will be outstanding.

For column (e), the yield, as defined in section 148(h), is the discount rate that, when used to figure the present value of all payments of principal and interest to be paid on the bond, produces an amount equal to the purchase price, including accrued interest. See Regulations section 1.148-4 for specific rules to figure the yield on an issue. If the issue is a variable rate issue, write "VR" as the yield of the issue. For other than variable rate issues, carry the yield out to four decimal places (for example, 5.3125%). If the issue is a lease or installment sale, enter the effective rate of interest being paid.

Part IV—Uses of Proceeds of Bond Issue

For a lease or installment sale, write "N/A" in the space to the right of the title for Part IV.

Line 22. Enter the amount of proceeds that will be used to pay interest on the issue accruing prior to the date of issue. For definition of date of issue, see these instructions, line 7.

Line 24. Enter the amount of the proceeds that will be used to pay bond issuance costs, including fees for trustees and bond counsel. If no bond proceeds will be used to pay bond issuance costs, enter zero. Do not leave this line blank.

Line 25. Enter the amount of the proceeds that will be used to pay fees for credit enhancement that are taken into account in determining the yield on the issue for purposes of section 148(h) (for example, bond insurance premiums and certain fees for letters of credit).

Line 26. Enter the amount of proceeds that will be allocated to such a fund.

Line 27. Enter the amount of the proceeds that will be used to pay principal, interest, or call premium on any tax-exempt bonds, including proceeds that will be used to fund an escrow account for this purpose.

Line 28. Enter the amount of the proceeds that will be used to pay principal, interest, or call premium on any taxable bonds, including

proceeds that will be used to fund an escrow account for this purpose.

Part V—Description of Refunded Bonds

Complete this part only if the bonds are to be used to refund a prior issue of tax-exempt bonds or taxable bonds. For a lease or installment sale, write "N/A" in the space to the right of the title for Part V.

Lines 31 and 32. The remaining weighted average maturity is determined without regard to the refunding. The weighted average maturity is determined in the same manner as on line 21, column (d).

Line 34. If more than a single issue of tax-exempt bonds or taxable bonds will be refunded, enter the date of issue for each refunded issue. Enter the date in an MM/DD/YYYY format.

Part VI—Miscellaneous

Line 35. An allocation of volume cap is required if the nonqualified amount for the issue is more than \$15 million but is not more

than the amount that would cause the issue to be private activity bonds.

Line 36. If any portion of the gross proceeds of the issue is or will be invested in a guaranteed investment contract (GIC), as defined in Regulations section 1.148-1(b), enter the amount of the gross proceeds so invested, as well as the final maturity date of the GIC and the name of the provider of such contract.

Line 37. If the issue is a pooled financing issue (as defined under *Pooled financing issue* in *Definitions*, earlier), enter the amount of the proceeds used to make loans to other governmental units, the interest on which is tax exempt.

Line 38. If the issue is a loan of proceeds from a pooled financing issue (as defined under *Pooled financing issue* in *Definitions*, earlier), check the box and where asked for the date of issue, EIN, and name of the issuer of the master pool bond, enter the date of issue, EIN, and name of the issuer of the pooled financing issue.

Line 40. Check this box if the issue is a construction issue and an irrevocable election to pay a penalty in lieu of arbitrage rebate has been made on or before the date the bonds were issued. The penalty is payable with a Form 8038-T for each 6-month period after the date the bonds are issued. Do not make any payment of penalty in lieu of arbitrage rebate with this form. See Rev. Proc. 92-22, 1992-1 C.B. 736, for rules regarding the “election document.”

Line 41a. Check this box if the issuer has identified a hedge on its books and records according to Regulations sections 1.148-4(h)(2)(viii) and 1.148-4(h)(5)(iv) that permit an issuer of tax-exempt bonds to identify a hedge for it to be included in yield calculations for figuring arbitrage.

Line 42. In determining if the issuer has super-integrated a hedge, apply the rules of Regulations section 1.148-4(h)(4). If the hedge is super-integrated, check the box.

Line 43. If the issuer takes a “deliberate action” after the issue date that causes the conditions of the private business tests or the

private loan financing test to be met, then such issue is also an issue of private activity bonds. Regulations section 1.141-2(d)(3) defines a deliberate action as any action taken by the issuer that is within its control regardless of whether there is intent to violate such tests. Regulations section 1.141-12 explains the conditions to taking remedial action that prevent an action that causes an issue to meet the private business tests or private loan financing test from being treated as a deliberate action. Check the box if the issuer has established written procedures to ensure timely remedial action for all nonqualified bonds according to Regulations section 1.141-12 or other remedial actions authorized by the Commissioner under Regulations section 1.141-12(h).

Line 44. Check the box if the issuer has established written procedures to monitor compliance with the arbitrage, yield restriction, and rebate requirements of section 148.

Line 45a. Check the box if some part of the proceeds was used to reimburse

expenditures. Figure and then enter the amount of proceeds that are used to reimburse the issuer for amounts paid for a qualified purpose prior to the issuance of the bonds. See Regulations section 1.150-2.

Line 45b. Subject to certain exceptions under Regulations section 1.150-2(f), an issuer must adopt an official intent, as described in Regulations section 1.150-2(e), to reimburse itself for preissuance expenditures within 60 days after payment of the original expenditure. Enter the date the official intent was adopted.

Signature and Consent

An authorized representative of the issuer must sign Form 8038-G and any applicable certification. Also print the name and title of the person signing Form 8038-G. The authorized representative of the issuer signing this form must have the authority to consent to the disclosure of the issuer's return information, as necessary to process this return, to the person(s) that have been designated in Form 8038-G.

Note. If the issuer in Part I, lines 3a and 3b, authorizes the IRS to communicate (including in writing and by telephone) with a person other than an officer or other employee of the issuer, by signing this form, the issuer's authorized representative consents to the disclosure of the issuer's return information, as necessary to process this return, to such person.

Paid Preparer

If an authorized officer of the issuer filled in this return, the paid preparer's space should remain blank. Anyone who prepares the return but does not charge the organization should not sign the return. Certain others who prepare the return should not sign. For example, a regular, full-time employee of the issuer, such as a clerk, secretary, etc., should not sign.

Generally, anyone who is paid to prepare a return must sign it and fill in the other blanks in the *Paid Preparer Use Only* area of the return.

The paid preparer must:

- Sign the return in the space provided for the preparer's signature (a facsimile signature is acceptable),
- Enter the preparer information, and
- Give a copy of the return to the issuer.

Paperwork Reduction Act Notice. We ask for the information on this form to carry out the Internal Revenue laws of the United States. You are required to give us the information. We need it to ensure that you are complying with these laws.

You are not required to provide the information requested on a form that is subject to the Paperwork Reduction Act unless the form displays a valid OMB control number. Books or records relating to a form or its instructions must be retained as long as their contents may become material in the administration of any Internal Revenue law. Generally, tax returns and return information are confidential, as required by section 6103.

The time needed to complete and file this form will vary depending on the individual circumstances. The estimated burden for tax-

exempt organizations filing this form is approved under OMB control number 1545-0047 and is included in the estimates shown in the instructions for their information return.

If you have suggestions for making this form simpler, we would be happy to hear from you. You can send us comments through [IRS.gov/FormComments](https://www.irs.gov/FormComments).

Or you can write to:

Internal Revenue Service
Tax Forms and Publications
1111 Constitution Ave. NW, IR-6526
Washington, DC 20224

Do not send the form to this address. Instead, see *Where To File*, earlier.

This page is intentionally left blank