



**Yon Gid Etap pa Etap pou Itilize
Zouti Enskripsyon Non-Deklaran an pou
Kredi Enpo pou Timoun nan ak Peman
Enpak Ekonomik yo**

Jen 2021



Peman Avans Kredi Enpo pou Timoun 2021 an

Gen moun ki pa bezwen fè yon deklarasyon enpo epi yo ka toujou kalifye pou peman avans Kredi Enpo pou Timoun 2021 an. Gade si ou kalifye, epi swiv etap ki anba yo pou w enskri pou peman w lan.

Konbyen peman avans Kredi Enpo pou Timoun yo ye?

Montan peman baze sou revni ak laj timoun kalifye w la nan fen 2021 an:

- Jiska \$300 chak mwa pou chak timoun kalifye ki gen pipiti pase 6 lane
- Jiska \$250 chak mwa pou chak timoun ki gen ant 6 ak 17 lane

Kiyès ki kalifye?

Peman avans Kredi Enpo pou Timoun 2021 an ap fèt tanzantan apati Jiyè rive Desanm pou fanmi kalifye yo ki gen yon rezidans prensipal nan Etazini pandan plis pase mwatye ane a epi ki gen timoun ki kalifye.

Zouti Enskripsyon Non-Deklaran pou Kredi Enpo pou Timoun nan ak Peman Enpak Ekonomik yo pèmèt ou bay enfòmasyon konsènan timoun kalifye ou yo pou 2020 an. Ou gen yon timoun kalifye pou Kredi Enpo pou Timoun pou 2020 an lè timoun nan ranpli tout kondisyon sa yo pou 2020 an.

1. Timoun nan se pitit gason ou, pitit fi, bofis, timoun adoptif kalifye, frè, sè, bofrè, bèlsè, demi-frè, demi-sè, oswa yon desandan nenpòt ladan yo (parekzanp, yon pititpitit, nyès, oswa neve).
2. Timoun nan te gen pipiti pase 17 lane nan fen 2020 an.
3. Timoun nan pa t reponn ak plis pase mwatye nesese li yo pou 2020 an.
4. Timoun nan te viv avèk ou pandan plis pase mwatye ane 2020 an.
5. Timoun nan deklare antanke depandan sou deklarasyon w lan. Gade Piblikasyon. 501 pou plis enfòmasyon apwopo deklare yon moun antanke yon depandan.
6. Timoun nan pa fè yon deklarasyon konjwen pou ane a (oswa li fè li pou li reklame yon ranbousman enpo sou revni yo te kenbe oswa estimasyon enpo ki te peye).
7. Timoun nan te yon sitwayen Ameriken, gen nasyonalite Amerikèn, oswa yon etranje rezidan Ozetazini. Pou plis enfòmasyon, gade Piblikasyon. 519, Etazini. Gid Fiskal pou Etranje yo.

Avans Kredi Enpo pou Timoun yo ak Peman Enpak Ekonomik yo ap fèt pou chak timoun ki kalifye pou Kredi Enpo pou Timoun 2020 an ki gen yon nimewo Sekirite Sosyal valid (Social Security number - SSN).

Pou verifye si ou kalifye pou Kredi Enpo pou Timoun 2020 an, ou kapab itilize zouti [Asistan Kalifikasyon an \(an anglè\)](#) sou IRS.gov.

Kòman ou jwenn peman avans Kredi Enpo pou Timoun yo ak Peman Enpak Ekonomik yo?

Majorite moun ki te fè deklarasyon enpo 2019 oswa 2020 an oswa te itilize zouti Non-Deklaran yo nan 2020 an pou Peman Enpak Ekonomik yo ap resevwa peman avans Kredi Enpo pou Timoun nan ak Peman Enpak Ekonomik yo otomatikman san yo pa bezwen antreprann okenn aksyon. Sepandan, kèk moun ki pa fè yon deklarasyon nòmalman, ap gen aksyon pou antreprann si yo kalifye.



E Zouti Enskripsyon Non-Deklaran pou Kredi Enpo pou Timoun nan ak Peman Enpak Ekonomik yo se pou moun ki pa t fè yon deklarasyon enpo pou 2019 oswa 2020 an epi ki pa t itilize zouti Non-Deklaran yo ane pase pou enskri pou Peman Enpak Ekonomik yo. Li pou moun ki te fè yon deklarasyon enpo pou 2019 la tou, oswa ki te itilize zouti Non-Deklaran yo ane pase men ki pa t rapòte tout deklaran tout depandan yo te genyen an 2020 yo. Rezidan sou yon tèritwa Etazini pa ka itilize zouti a. Entuisyon te devlope Zouti Enskripsyon Non-Deklaran an pou IRS la epi bay zouti sa atravè patisipasyon li nan Alyans Deklarasyon Gratis la.

Itilize zouti sa pou deklare timoun kalifye ou yo ki te fèt anvan 2021, si ou:

- Pa genyen obligasyon pou fè yon deklarasyon enpo 2020, pa t fè youn epi pa planifye pou fè l; epi
- Genyen yon rezidans prensipal nan Etazini pandan plis pase mwaye nan ane a.

Zouti a, yon aktyalizasyon zouti Non-Deklaran IRS ane pase a, pèmèt ou tou pou ou bay enfòmasyon ki nesèsè konsènan oumenm, timoun kalifye w la ki gen 17 lane ak mwens epi enfòmasyon kont labank pou depo dirèk pou IRS kapab depoze rapid epi fasil, peman avans Kredi Enpo pou Timoun yo dirèk sou kont epay oswa kont chèk ou.

Epi tou, si ou pa t jwenn montan total premye ak dezyèm Peman Enpak Ekonomik yo, ou ka itilize zouti sa, si ou:

- Pa genyen obligasyon pou fè yon deklarasyon enpo 2020, pa t fè youn epi pa planifye pou fè l, epi
- Vle reklame Kredi Ranbousman Rekiperasyon 2020 an ak jwenn twazyèm Peman Enpak Ekonomik ou an.

Zouti yo la pou ede endividi kalifye ki pa fè deklarasyon enpo yo nòmalman, enskri pou twazyèm tou \$1400 Peman Enpak Ekonomik yo (yo konnen tou sou non chèk relans) epi reklame Kredi Ranbousman Rekiperasyon an pou tout montan de (2) premye tou Peman Enpak Ekonomik yo te ka rate yo. Peman sa yo kapab fèt tou, dirèk sou kont chèk ou oswa kont epay ou bay la.

E Zouti Enskripsyon Non-Deklaran yo se pou moun ki pa gen obligasyon pou fè yon deklarasyon enpo pou 2020 an. Pou ou konnen si ou gen obligasyon pou fè yon deklarasyon enpo 2020 oswa si ou ta dwe deklare pou jwenn yon ranbousman oswa si ou kalifye pou lòt kredi ranbousab, ou kapab itilize zouti Asistan Entèraktiv pou Enpo IRS la – [Èske Mwen Bezwen Fè yon Deklarasyon Enpo? \(an anglè\)](#)– epi reponn kesyon debaz yo.



Anvan ou kòmanse

Tout moun k ap itilize zouti a bezwen genyen:

- ✓ Non, ekzakteman jan li ye sou kat Sekirite Sosyal la
- ✓ Yon nimewo Sekirite Sosyal oswa lòt nimewo idantifikasyon kontribyab IRS la ba ou ak tout depandan w ap deklare yo
- ✓ Yon adrès elektwonik pou ede ou kreye yon kont sou zouti Enskripsyon Non-Deklaran an
- ✓ Yon adrès lapòs kote w ap ka resevwa peman an ak tout bagay IRS la ka bezwen voye ba ou ki gen pou wè ak peman ou yo

Si ou vle peman w lan pa mwayen **depo dirèk**, w ap bezwen enfòmasyon kont labank yo – nimewo woutaj ak nimewo kont lan.

Si IRS la te voye yon **Nimewo Idantifikasyon Pèsonèl pou Pwoteksyon Idantite** (Identity Protection Personal Identification Number - IP PIN) ba ou, nan pase, w ap bezwen l pou ka itilize zouti sa. Si ou te pèdi IP PIN ou an, itilize zouti [Jwenn yon IP PIN](#) pou w rekipere nimewo w la.

Zouti Enskripsyon Non-Deklaran an genyen yon espas pou enfòmasyon **ID nasyonal ou oswa lisans kondiktè ou**, si ou genyen youn nan fòm idantifikasyon sa yo. Sa pèmèt ou bay IRS la plis enfòmasyon pou valide deklarasyon an menm. Gen lòt fason sa ka fèt, kidonk, yon lisans oswa ID nasyonal pa obligatwa nan zouti a. Sepandan, yon òganizasyon k ap ede w itilize Zouti Enskripsyon Non-Deklaran yo ka mande ou yon ID.

Ou pa gen yon adrès pèmanan?

Moun yo ka reklame lajan sa menmsi yo pa gen yon adrès pèmanan. Parekzanp, yon moun ki sanzabri ka mete nan yon lis, adrès yon zanmi, fanmi oswa founisè sèvis li fè konfyans, tankou yon refij, yon sant akèy jounen oswa yon pwogram lojman tranzisyon, sou deklarasyon ki depoze nan IRS la. Si yo pa anmezi pou chwazi depo dirèk, ebyen yo kapab voye yon chèk oswa yon kat debi pa lapòs nan adrès sa.

Ou pa gen kont labank?

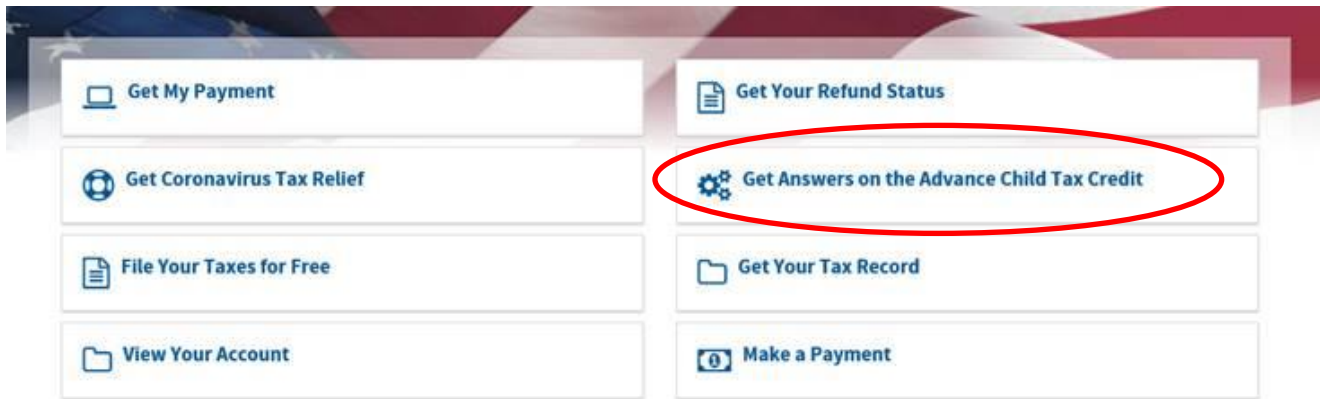
Si ou pa gen yon kont labank pou depo dirèk, men kèk opsyon ak resous:

- Kat debi ki rechajab oswa aplikasyon peman mobil ki gen nimewo woutaj ak nimewo kont kapab yon opsyon. Ou ta dwe kontakte distribitè a pou rasire ou si ou bay nimewo woutaj ak nimewo kont ki kòrèk la.
- Sit entènèt [Sosyete Federal Asirans Depo a \(an anglè\)](#), ansanm avèk zouti [BankFind \(an anglè\)](#) lan pou w jwenn yon bank tou pre ki asire nan FDIC.
- Pou louvri yon kont anliy:
 - [BankOn \(an anglè\)](#)
 - [Asosyasyon Bankye Ameriken \(an anglè\)](#)
 - [Kominote Bankye Endepandan nan Amerik la \(an anglè\)](#)
 - [Administrasyon Inyon Kredi Nasyonal \(an anglè\)](#)
 - [Pwogram Sèvis Bankè Veteran yo \(an anglè\)](#) bay aksè pou sèvis finansye nan bank k ap patisipe nan pwogram nan



Ann kòmansè!

Kòmansè nan IRS.gov. Nan paj akèy IRS la, seleksyone “Jwenn Repons sou Avans Kredi Enpo pou Timoun nan.”



W ap tonbe sou paj ki rele “Peman Avans Kredi Enpo pou Timoun an 2021 an.” Nan seksyon Non-Deklaran an, klike sou “Rantre Enfòmasyon Ou yo” pou w kòmansè.



[Home](#) / [Credits & Deductions](#) / [Individuals](#) / [Advance Child Tax Credit Payments in 2021](#)

Advance Child Tax Credit Payments in 2021

English | [Español](#)

Individuals

[Advance Child Tax Credit](#)

[Earned Income Tax Credit](#)

Businesses and Self Employed

Important changes to the Child Tax Credit will help many families get advance payments of the credit starting this summer. The IRS will pay half the total credit amount in advance monthly payments beginning July 15. You will claim the other half when you file your 2021 income tax return. These changes apply to tax year 2021 only.

To qualify for advance Child Tax Credit payments, you – and your spouse, if you filed a joint return – must have:

- Filed a 2019 or 2020 tax return and claimed the Child Tax Credit on the return; **or**
- Given us your information in 2020 to receive the Economic Impact Payment using the Non-Filers: Enter Payment Info Here tool; **and**
- A main home in the United States for more than half the year (the 50 states and the District of Columbia) or file a joint return with a spouse who has a main home in the United States for more than half the year; **and**
- A qualifying child who is under age 18 at the end of 2021 and who has a valid Social Security number; **and**
- Made less than certain income limits.

We'll use information you provided earlier to determine if you qualify and **automatically enroll you for advance payments**. You do not need to take any additional action to get advance payments.

Check back later for tools to help you check your eligibility and manage and unenroll from payments.

Non-Filers: Submit Your Information

If you aren't required to file a tax return and haven't given us your information already, you will need to give us some basic information for the Child Tax Credit.

[Enter Your Information](#)

Additional Information

[Questions and Answers About the Advance Child Tax Credit Payments](#)



Konfime si ou kapab itilize Zouti Enskripsyon Non-Deklaran yo. Pran san ou pou byen gade enfòmasyon yo sou ekran an pou ou rasire ou si ou kapab itilize zouti a. Si ou kapab, klike sou “Kòmanse.”

Non-filer Sign-up Tool

freefile
IT'S FAST. IT'S SAFE. IT'S FREE.
This is a Free File Fillable Forms product.

Resources
[FAQs](#)
[Return to IRS](#)

Submit information about your household so the IRS can determine if you are eligible for advance payments of your 2021 Child Tax Credit and any 2020 Recovery Rebate Credit you may be entitled to receive.

This free online form is designed to provide the IRS with basic information about you and your dependents. When entering your dependents, you'll need to indicate which of your dependents are qualifying children for the 2021 Child Tax Credit by using the check box provided on the form. If you did not receive the first or second Economic Impact Payment or the full amount you were entitled to receive, you may use this online form to claim the 2020 Recovery Rebate Credit. This free online form also allows you to provide banking information which the IRS will use to direct deposit any payment you are entitled to receive.

CAUTION:

Do NOT use this online form if you're required to file a tax return. Use of this online form creates a simplified 2020 tax return. If you're required to file a tax return but file a simplified return instead, you won't be able to e-file your 2020 Form 1040 or 1040-SR tax return. This will delay the IRS processing your return and issuing any tax refund.

Do NOT continue here if:

- You have already filed a 2020 federal income tax return. ⓘ
- Your 2020 gross income exceeded \$12,400 (\$24,800 for a married couple). ⓘ
- You were married at the end of 2020 but will **not** include your spouse's information when using this tool.
- Your main home is **not** in the United States. ⓘ
- You're requesting advance Child Tax Credit and you do **not** have a qualifying child who was born before 2021 and who had a Social Security number issued by May 17, 2021. Note: Individuals claiming Recovery Rebate Credit, may continue. ⓘ

If you exceed the income limitations please visit [IRS.gov/filing/e-file-options](#) for other filing options.

Good News! When you use this online form to file a simplified return, the IRS will also determine if you are eligible for the third Economic Impact Payment. If you're eligible, there's nothing else you need to do to get your payment.

Get Started

Kreye yon Kont. Revize deklarasyon politik la. Epi, kreye kont ou an, rantre adrès elektwonik ou epi kreye yon ID itilizatè ak yon modpas. Rantre yon nimewo telefòn selilè si ou ta renmen sa.

Yon nimewo telefòn pa obligatwa men yo rekòmande l pou w itilize zouti non-deklarasyon an. Yon nimewo telefòn selilè enpòtan pou sekirite ou lè w ap itilize zouti sa. Yon nimewo telefòn selilè bay IRS la plis enfòmasyon sou moun k ap fè deklarasyon senp lan pou valide deklarasyon an menm. Epi tou, li ofri ou yon lòt posiblite pou rantre nan zouti a an



tout sekirite pandan w ap itilize Otantifikasyon Plizyè Faktè, kote yo ka voye yon kòd sou telefòn selilè ou a. San yon nimewo telefòn selilè, w ap ka rantre sou kont ou atravè imèl ou te bay la sèlman, si ou bliye modpas ou ak lè w ap itilize yon nouvo aparèy.

Si ou rantre yon nimewo telefòn, w ap jwenn yon opsyon pou resevwa yon kòd verifikasyon ki gen sis (6) chif nan yon mesaj tèks. Ou pa anmezi pou ou resevwa mesaj tèks, dekoche bwat sa.

Depi ou fin rantre enfòmasyon ou yo, klike sou “Kreye Kont.”

Si ou te deja kreye yon kont epi w ap retounen sou zouti a, klike sou bouton “Konekte” oswa sou lyen “Mwen bliye ID itilizatè mwen oswa modpas” toudepann de sa w bezwen an.

Create an Account or Sign In

Create an Account

Create a new account to file a simplified tax return.

This service is delivered by Intuit. For details on how we process your personal information, see the [Privacy Statement](#).

Email address

Confirm email

User ID

Phone (recommended)

Standard call, message, or data rates may apply.

Password

Confirm password

Remember me

[Create Account](#)

By selecting Create Account, you agree to our [Terms of Service](#) and [Privacy Statement](#).

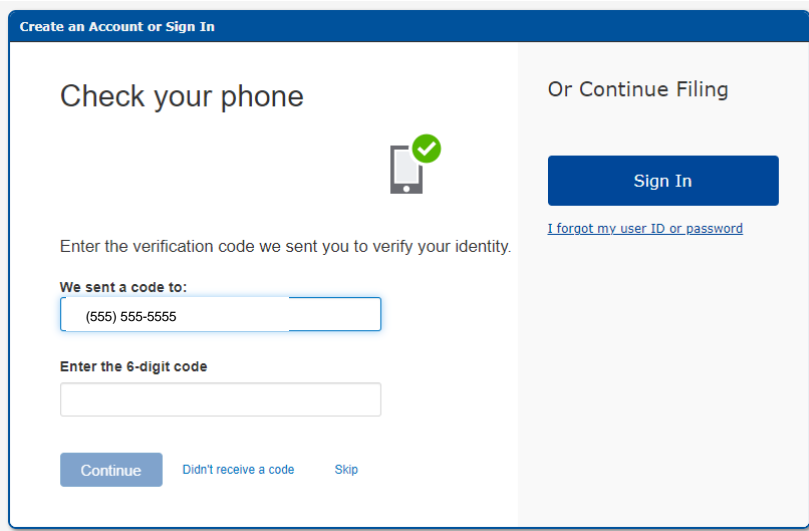
Invisible reCAPTCHA by Google [Privacy Policy](#) and [Terms of Use](#).

Or Continue Filing

[Sign In](#)

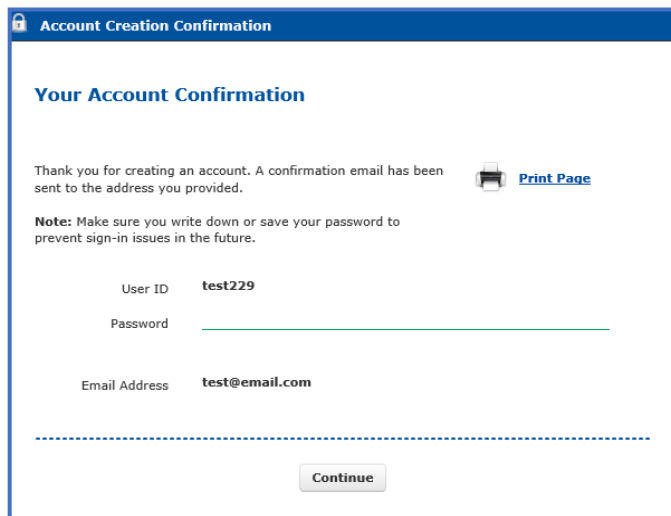
[I forgot my user ID or password](#)

Si ou te rantrè yon nimewo telefòn sou ekran “Kreye yon Kont” lan, w ap resevwa yon mesaj tèks ki genyen yon kòd sis (6) chif. Rantrè kòd sa sou ekran “Verifye telefòn ou” an.



The screenshot shows a web interface for account verification. The title bar reads "Create an Account or Sign In". The main heading is "Check your phone" with a smartphone icon and a green checkmark. Below this, it says "Enter the verification code we sent you to verify your identity." There is a field labeled "We sent a code to:" with the value "(555) 555-5555" and another empty field labeled "Enter the 6-digit code". At the bottom left are buttons for "Continue", "Didn't receive a code", and "Skip". On the right side, under "Or Continue Filing", there is a "Sign In" button and a link that says "I forgot my user ID or password".

Konfimasyon kont lan. Ekran sa a konfime ou kreye kont lan avèk siksè. Ou kapab enprime li epi ekri modpas ou a, si ou ta renmen sa, pou mete nan achiv ou. Klike sou “Kontinye.”



The screenshot shows a confirmation screen titled "Account Creation Confirmation". The heading is "Your Account Confirmation". The text says "Thank you for creating an account. A confirmation email has been sent to the address you provided." There is a printer icon and a "Print Page" link. A note reads: "Note: Make sure you write down or save your password to prevent sign-in issues in the future." Below this, there are three fields: "User ID" with the value "test229", "Password" with an empty field, and "Email Address" with the value "test@email.com". At the bottom, there is a "Continue" button.

W ap resevwa yon mesaj imèl customer_service@freefilefillableforms.com. Anvan ou ka fè deklarasyon senp lan sou entènèt, w ap bezwen konfime adrès elektwonik ou apati mesaj sa a. Nou abòde etap sa pi devan nan gid sa a.



Seleksyone “Kontinye” sou nenpòt nan paj sa yo. Y ap voye ou sou ekran “Etap 1” kote ou pral rantr enfòmasyon ou yo pou w enskri pou peman an.

Paj Etap 1: Ranpli fòmilè enpo ou yo.

Sonje rantr enfòmasyon 2020 yo. Zouti sa kreye yon deklarasyon enpo 2020 senp ki pral enskri ou pou peman avans Kredi Enpo pou Timoun nan.

Nan premye seksyon sou paj sa a, swiv etap sa yo:

- ✓ Seleksyone kondisyon fiskal ou (Selibatè oswa Marye epi deklare konjwen). Itilize estati ou jis rive nan fen 2020.

Alèt: Si ou te marye nan fen 2020 an, Zouti Enskripsyon Non-Deklaran yo ekzije pou w itilize li avèk konjwen w lan epi pou w mete enfòmasyon konjwen w yo. Si ou te marye nan fen 2020 an epi konjwen w lan p ap itilize zouti sa a avèk ou, ou dwe itilize lòt opsyon pou w fè yon deklarasyon enpo. Vizite [IRS.gov/filing/e-file-options](https://www.irs.gov/filing/e-file-options) pou plis enfòmasyon.

- ✓ Rantr enfòmasyon pèsònèl ou yo, k ap gen ladan nimewo Sekirite Sosyal ou (ak pa konjwen w lan, si ou seleksyone “Marye epi deklare konjwen),” ak adrès aktyèl ou.

This is a Free File Fillable Forms product. Save Print

STEP 1: Fill Out Your Tax Forms **STEP 2: E-File Your Tax Forms**

Enter Your Information

Filing Status

If there is one adult on this registration, select Single. If there are two, select Married filing jointly.

Single Married filing jointly

Personal Information

First name	Middle initial	Last name	Your social security number
<input type="text"/>	<input type="text"/>	<input type="text"/>	<input type="text"/>
Only enter spouse's information if filing jointly.			
Spouse's first name	Middle initial	Spouse's last name	Spouse's social security number
<input type="text"/>	<input type="text"/>	<input type="text"/>	<input type="text"/>
If you have a P.O. box, only enter the P.O. box if mail is not delivered to your home.			Apartment number
Home address (number and street)			<input type="text"/>
<input type="text"/>	City/town/post office		State/province
<input type="text"/>	<input type="text"/>		Zip/postal code
<input type="text"/>	<input type="text"/>		<input type="text"/>



Nan seksyon mitan paj sa a,

- ✓ Koche bwat la si yon moun ka deklare oumenm oswa konjwen w lan antanke yon depandan.
- ✓ Rantre non tout depandan ki fèt anvan 2021 yo ak nimewo Sekirite Sosyal yo oswa Nimewo Idantifikasyon Kontribyab Pèsonèl yo oswa Nimewo Idantifikasyon Kontribyab pou Adopsyon IRS te bay yo. Si ou gen plis pase (4) depandan, klike sou bwat “Ajoute” a pou w rantre plis.
- ✓ Si IRS la te voye yon Nimewo Idantifikasyon Pèsonèl pou Pwoteksyon Idantite (IP PIN) pou youn nan depandan w yo, rantre IP PIN nan sou liy ki koresponn ak depandan sa.
- ✓ Koche bwat “Kalifye pou CTC” a si timoun ou an kalifye pou Kredi Enpo pou Timoun 2020 an sèlman. Si ou bezwen plis enfòmasyon apwopo kalifikasyon an, klike sou pwen entèwogasyon ki anwo kolòn sa a.

Standard Deduction

Someone can claim:

- You as a dependent Your spouse as a dependent ?

If you selected a filing status of Married filing jointly above, you can claim your spouse as a dependent.

ATTENTION:

Stop if your gross income exceeds \$12,400 (\$24,000 for a married couple) or if you chose either radio button above, indicating you or your spouse, if married filing jointly, can be claimed as a dependent on someone else's return. You are not eligible to use this online form. Visit [IRS.gov/filing/e-file-options](https://www.irs.gov/filing/e-file-options) for other filing options.

Dependents

Do not enter information about children born in 2021. This information will need to be provided to the IRS through another method.

First name	Last name	Social Security No.	Relationship	IP PIN (if applicable)	Qualifies for CTC ?
			▼		<input type="checkbox"/>
			▼		<input type="checkbox"/>
			▼		<input type="checkbox"/>
			▼		<input type="checkbox"/>

If you have additional dependents, check this box and add them here Add

Nan pati anba nan paj sa a:


- ✓ Nan seksyon “Kredi Ranbousman Rekiperasyon” an, rantre montan Kredi Ranbousman Rekiperasyon ou ta dwe reklame a, dapre rezilta itilizasyon fèy travay nan enstriksyon yo.
- ✓ Konplete enfòmasyon labank ou yo si ou vle jwenn peman w yo an depo dirèk sou kont labank ou. Ou kapab itilize tou yon aplikasyon bank oswa kat debi rechajab men ou dwe verifye avèk distribitè a anvan pou rasire ou si ou mete enfòmasyon woutaj ak enfòmasyon kont ki kòrèk. Li ka pa nimewo ki sou kat la. Si ou pa rantre enfòmasyon kont labank ou, IRS la ap voye peman ou yo ba yo sou fòm oswa kat debi prepeye nan adrès ou te rantre anwo a.



- ✓ Verifye pandan de (2) fwa nimewo woutaj la ak nimewo kont lan pou wè si yo ekzakt.
- ✓ Rantre yon Nimewo Idantifikasyon Pèsonèl pou Pwoteksyon Idantite (IP PIN) pou ou oswa po konjwen w lan, si sa aplikab.

Recovery Rebate Credit

The Recovery Rebate Credit was paid out in two rounds of advance payments called economic impact payments. [See Instructions](#) (page 57) for help determining your Recovery Rebate Credit amount.

Recovery Rebate Credit Amount 

Banking Information

If you are adding a routing number and account number for a banking app or reloadable debit card, select "Checking account" below.


Checking account Savings account

Routing number Account number

Identity Protection PIN (if applicable)

If you or your spouse have experienced identity theft and the IRS sent you Identity Protection PINs, enter those PINs here to successfully file this return.

Taxpayer Identity Protection PIN Spouse Identity Protection PIN (if filing jointly)





Epi seleksyone “Kontinye nan Etap 2” pou avanse nan lòt ekran an.



Paj ETAP 2: Verifikasyon ak siyati pou w soumèt fòmilè enpo w yo sou entènèt:

Kounya ou fin kreye yon deklarasyon enpo 2020 senp pou w enskri pou peman avans Kredi Enpo pou Timoun nan, ou dwe siyen deklarasyon enpo w la epi depoze li.

Fòmilè a mande w Revni Brit Ajiste (Adjusted Gross Income - AGI) 2019 ou a nan deklarasyon enpo w la, oswa PIN (Personal Identification Number, Nimewo Idantifikasyon Pèsonèl) senk (5) chif oumenm ou te chwazi pou siyati a.

Si ou pa t fè yon deklarasyon enpo ane pase, rantrè “0” pou AGI ane pase a. Si ou te itilize zouti Non-Deklaran IRS la ane pase, rantrè “1” pou AGI ane pase a. Epi kontinye pou w ale nan seksyon annapre a, kote ou pral siyen deklarasyon enpo a sou entènèt la pandan w ap kreye yon PIN senk (5) chif, rantrè dat ou te fèt la, epi rantrè ID lisans kondiktè oswa ID leta ba ou a si ou gen kalite enfòmasyon sa a.

STEP 1: Fill Out Your Tax Forms STEP 2: E-File Your Tax Forms

Enter Your Information

Personal Verification

You must enter either your 2019 Adjusted Gross Income (AGI), or your 2019 five-digit self-selected signature PIN. If you are filing a joint return, both taxpayers must follow this process.

A. Look at last year's federal tax return and enter your AGI in the space provided below. Look for you AGI on line 7 of the Form 1040. If you didn't file a return last year, enter 0.

- If you are Married Filing Jointly this year with the same spouse you filed with last year, "Taxpayer" and "Spouse" will have the same AGI.
- If you did not file a return last year, enter a zero in the "Taxpayer" AGI space.
- If your spouse did not file a return last year, enter a zero in the "Spouse" AGI space.
- If you do not have or cannot remember last year's AGI, use the IRS [Get Transcript Link](#).

	YOUR INFORMATION	SPOUSE'S INFORMATION
Last year's AGI	<input type="text"/>	<input type="text"/>

OR

B. Enter last year's five-digit self-selected signature PIN. If you do not have or do not remember your PIN, skip this step and follow the instructions in Step A above.

	YOUR INFORMATION	SPOUSE'S INFORMATION
Last year's five-digit self-selected signature PIN	<input type="text"/>	<input type="text"/>

Electronic Signature

To sign your return electronically, add today's date and cell phone number here. If you are filing jointly with your spouse, you will each need to add your own PIN and date of birth.

A. Today's date

B. Cell phone number (recommended)

	YOUR INFORMATION	SPOUSE'S INFORMATION
C. Five-digit PIN (do not use 00000 or 12345)	<input type="text"/>	<input type="text"/>
D. Date of birth	<input type="text" value="mm/dd/yyyy"/>	<input type="text" value="mm/dd/yyyy"/>

If you do not have a driver's license or State issued ID, you can leave the following fields blank.

	YOUR INFORMATION	SPOUSE'S INFORMATION
E. Driver's license or State issued ID number	<input type="text"/>	<input type="text"/>
F. Driver's license or State issued ID State	<input type="text"/>	<input type="text"/>
G. Driver's license or State issued ID issue date	<input type="text" value="mm/dd/yyyy"/>	<input type="text" value="mm/dd/yyyy"/>
H. Driver's license or State issued ID expiration date	<input type="text" value="mm/dd/yyyy"/>	<input type="text" value="mm/dd/yyyy"/>

Email Verification

Filing status emails will be sent to: `name@example.com`.

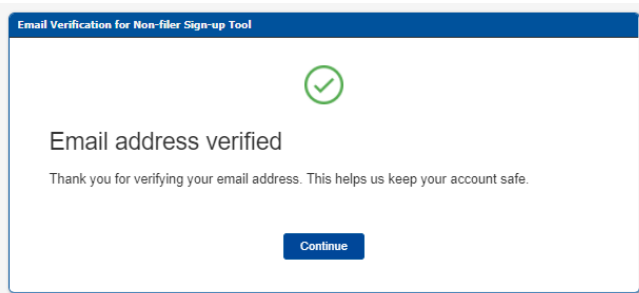
To verify your email address, select [Update Your Account](#). Return here to complete filing.

[Continue to E-File](#)



Pou dènye etap sou paj sa a, w ap bezwen verifye adrès elektwonik ou si ou potko fè sa deja nan mesaj imèl ou te resevwa lè ou te kreye kont ou an. Nan kont imèl ou a, chèche yon mesaj verifikasyon customer_service@freefilefillableforms.com te voye ba ou.

Swiv enstriksyon ki nan mesaj la pou w konfime adrès elektwonik ou. Zouti Enskripsyon Non-Deklaran an konfime ou sot verifye adrès elektwonik ou. Ou ka klike sou lyen “Aktyalize Kont Ou” an anba sou paj Etap 2 a pou w konfime ou sot verifye adrès elektwonik ou.



Klike sou “Kontinye” pou w retounen nan Zouti Enskripsyon Non-Deklaran an.

Ou ka konplete deklarasyon an pandan w ap klike sou bouton “Kontinye pou Deklare sou Entènèt” anba paj Etap 2 a. Apre ou fin klike sou “Kontinye pou Deklare sou Entènèt” la, w ap wè yon mesaj parèt ak yon deklarasyon divilgasyon.

Gade enfòmasyon yo ankò epi koche bwat la si ou dakò. Si ou bezwen verifye enfòmasyon ou yo, klike sou “Retounen nan Fòmilè yo.” Si ou pare pou w soumèt enfòmasyon w yo bay IRS a, klike sou “Soumèt Kounya.”

Aprè ou fin enskri

Sèvis Kliyantèl nan Fòmilè Deklarasyon pou Ranpli Gratis, yon patnè IRS ki fyab, ap voye yon mesaj imèl ba ou. Mesaj imèl ap rekonèt ou soumèt enfòmasyon w yo avèk siksè



oswa l ap di ou gen yon pwoblèm epi kòman pou w rezoud li.

Si w ap itilize yon òdinatè piblik, tankou yon òdinatè nan yon bibliyotèk piblik oswa lòt òdinatè lòt moun konn itilize, rasire w ou dekonekte epi fèmen navigatè Zouti Enskripsyon Non-Deklaran an anvan ou kite òdinatè a.

Resevwa peman w lan

IRS la ap konfime kalifikasyon w lan, kalkile epi itilize enfòmasyon kont labank ou oswa adrès ou te bay la pou li voye lajan w lan. Peman Kredi Enpo pou Timoun yo fèt soti Jiyè rive Desanm 2021. Si ou kalifye pou Kredi Ranbousman Rekiperasyon 2020 an oswa twazyèm Peman Enpak Ekonomik la, w ap resevwa lajan sa apa epi apre IRS la fin trete enskripsyon w lan nan zouti sa a.

Verifikasyon estati peman w yo oswa kredi w yo

Avans Kredi Enpo pou Timoun Ou an: Nan mwa k ap vini yo, IRS la ap gen yon zouti sou IRS.gov pou verifie ak jere peman yo.

Twazyèm Peman Enpak Ekonomik Ou a: Ou ka itilize zouti [Jwenn Peman Mwen an](#) sou IRS.gov nan de (2) semenn pou w verifie estati Peman Enpak Ekonomik ou a. W ap resevwa yon mesaj “Estati Peman an Pa Disponib(an anglè)” jiskaske yo pwograme peman w lan.

Kredi Ranbousman Rekiperasyon W lan: Pou w verifie estati yon Kredi Ranbousman Rekiperasyon, ki ansanm avèk tout ranbousman enpo yo dwe ou, ou ka itilize “Kote Ranbousman Mwen an?” sou IRS.gov oswa rele 800-829-1954.

Resous

- Paj [Peman Avans Kredi Enpo pou Timoun an 2021](#) sou IRS.gov pou detay sou kredi sa a, Kesyon & Repons ak enfòmasyon konsènan zouti itil yo.
- [Paj Peman Enpak Ekonomik yo \(an anglè\)](#) pou enfòmasyon sou kalifikasyon pou EIP (Economic Impact Payment, Peman Enpak Ekonomik), Kredi Ranbousman Rekiperasyon an ak plis ankò.

[Kesyon yo Poze Souvan anndan Zouti Enskripsyon Non-Deklaran an \(an anglè\)](#) menm genyen enfòmasyon apwopo kijan pou itilize zouti a. Jwenn FAQs (Kesyon yo Poze Souvan) sa yo nan ba navigasyon agoch anba Resous.

