



Department of the Treasury
Internal Revenue Service

Publication 969
(October 1997)
Cat. No. 24216S

Medical Savings Accounts (MSAs)



Get forms and other information faster and easier by:
COMPUTER

- World Wide Web ► www.irs.ustreas.gov
- FTP ► [ftp.irs.ustreas.gov](ftp://ftp.irs.ustreas.gov)
- IRIS at FedWorld ► (703) 321-8020

FAX

- From your FAX machine, dial ► (703) 368-9694
- See *How To Get More Information* in this publication.

Contents

Introduction	iv
Understanding MSAs	v
Making Contributions	9
Receiving Distributions	7
Filing Form 8853	5
Employer Participation	5
How To Get More Information	5

Introduction

This publication explains a new program called Medical Savings Accounts (MSAs). It was created to help self-employed individuals and employees of certain small employers meet the costs of medical care.

MSAs are a "pilot project." The pilot project is scheduled to end in the year 2000; however, the ability to establish MSAs generally will end earlier if the number of taxpayers contributing (or receiving employer contributions) to an MSA exceeds certain statutory limits for 1997, 1998, or 1999.

You do not need IRS approval to start your MSA. You will have to complete Form 8853, *Medical Savings Accounts and Long-Term Care Insurance Contracts*, and attach it to your Form 1040 each year you (or your spouse if you file jointly) have an MSA. You will have to file Form 1040, not Form 1040A or Form 1040EZ. Form 8853 will be available from IRS in January of 1998.

This publication will explain what an MSA is, who can set one up, how to make contributions to an MSA, and how to treat distributions from it.

Understanding MSAs

To understand MSAs, you will want to know what an MSA is and what the benefits are of having one. You will also need to know whether you meet the rules for starting an MSA. If you meet the rules, then you will want to read the section titled *Setting Up the Account*.

What is an MSA? An MSA is a tax-exempt trust or custodial account with a financial institution (like a bank or an insurance company) where you can save money for future medical expenses. This account must be used in conjunction with a high deductible health plan. See *High Deductible Health Plan*, later.

What are the benefits of an MSA? You may enjoy several benefits from having an MSA:

- The interest or other earnings on the assets in your MSA are tax-free.
- You can have a tax deduction without having to itemize your deductions on Form 1040.

- The contributions remain in your MSA from year to year until they are used.

Rules for Starting an MSA

You need to meet the following conditions before you can start an MSA.

- 1) You must work for a small employer or be self-employed.
- 2) You must have a high deductible health plan.

Who is a Small Employer?

A small employer is an employer who had an average of 50 or fewer employees during either of the last two calendar years. The definition of small employer is modified for new employers and growing employers.

New employer. A new employer is also considered a small employer for MSAs if he or she reasonably expects to employ 50 or fewer people this year.

Growing employer. A small employer may begin high deductible health plans and MSAs for his or her employees and then grow beyond 50 employees. The employer will continue to meet the requirement for small employers if he or she:

- Had 50 or fewer employees when the MSAs began,
- Made a contribution for the last year the employer had 50 or fewer employees, and
- Had an average of 200 or fewer employees each year after 1996.

High Deductible Health Plan

To be eligible for an MSA, you must have a high deductible health plan. If you are an employee, the plan must be through your small employer. You generally cannot have another health insurance plan.

Definition. A high deductible health plan has:

- 1) A higher annual deductible than typical health plans, and
- 2) A maximum limit on the annual out-of-pocket medical expenses that you must pay for covered expenses.

Limits. The following table shows the limits for annual deductible amounts and the maximum out-of-pocket expenses for high deductible health plans.

Type of coverage	Minimum annual deductible	Maximum annual deductible	Maximum annual out-of-pocket expenses
Self-only	\$1,500	\$2,250	\$3,000
Family	\$3,000	\$4,500	\$5,500

Family plans that do not currently meet the high deductible rules. There are some family plans that have deductibles for individual family members. These

deductibles are less than the annual deductible for the family plan. Under these plans, if you meet the individual deductible for one family member, you do not have to meet the annual deductible amount for the family plan. These plans do not qualify as a high deductible health plan.

Example. Mr. Wilber has health insurance with company A. The annual deductible amount for the family plan is \$3,000. This plan also has individual deductible amounts of \$1,500 for each family member. Mr. Wilber's wife had \$1,700 of covered medical expenses this year. They had no other medical expenses for the year. The plan paid \$200 to Mr. Wilber because Mrs. Wilber met the individual deductible amount of \$1,500, even though the Wilbers did not meet the \$3,000 annual deductible for the family plan. The plan does not qualify as a high deductible health plan.

Grace period. If your health plan is not a high deductible health plan because it has individual deductibles, you may be able to continue to make deductible contributions to an MSA and receive tax-free distributions during a grace period. The individual deductible amount for each family member must be at least \$1,500 and no more than \$2,250. The grace period will extend until the time your plan comes up for its first renewal date on or after December 31, 1997. In no event will this grace period extend beyond December 31, 1998.



Insurance companies that have family plans with individual deductibles may change these health plans to meet the high deductible rules. Check with your insurance company if you have such a plan to see if they are going to change the plan to meet the rules.

Other health insurance. You (or your spouse if you file jointly) generally cannot have any other health plan that is not a high deductible health plan. However, this rule does not apply if the other health plan(s) only cover the following items.


- 1) Accidents.
- 2) Disability.
- 3) Dental care.
- 4) Vision care.
- 5) Long-term care.
- 6) Benefits provided by insurance:
 - a) Related to worker's compensation laws, tort liabilities, or ownership or use of property,
 - b) For a specific disease or illness, or
 - c) That pays a fixed amount per day (or other period) of hospitalization.

Setting Up the Account

When you set up an MSA, you will need to work with a trustee and know the rules for contributing and withdrawing money from the account.

MSA trustee. The person or business you set up your MSA with is called a *trustee*. A trustee can be a bank, insurance company, or anyone already approved by the IRS to be a trustee of Individual Retirement Accounts. Your employer may already have some information on MSA trustees in your area.

Who can contribute to my MSA? Your employer may decide to make contributions to an MSA for you. You do not pay taxes on these contributions. If your employer does not make contributions to your MSA, you can make your own contributions to your MSA and deduct these amounts on your tax return without itemizing deductions. Both you and your employer cannot make contributions to your MSA in the same year. There are limits to the amounts that can be contributed to your MSA. See *Making Contributions*, later. You do not have to make contributions to your MSA every year.

 *If your spouse is covered by your high deductible health plan and receives contributions to an MSA from an employer, you cannot make contributions to your MSA that year.*

How can I make withdrawals from my MSA? You can make tax-free withdrawals from your MSA to pay for qualified medical expenses (discussed later). If you make withdrawals for other reasons, the amount you withdraw will be subject to income tax and may be subject to an additional excise tax as well. See *Receiving Distributions*, later. You do not have to make withdrawals from your MSA each year.

Changing employers. If you change employers and still meet the rules for having an MSA, you can continue to use that MSA. However, you may not make additional contributions unless you are otherwise eligible.

Making Contributions

There are two limits to the amount you can contribute to your MSA. One is based on the annual deductible amount of your high deductible health plan. The other is based on your wages or compensation if you are an employee, or your net self-employment income if you are self-employed.


Annual deductible amount. You can contribute up to 75% of the amount of your annual health plan deductible (65% if you have a self-only plan) to your MSA. You must have the insurance all year to deduct the full amount.

Reduce the amount you can contribute by one-twelfth for each full month you did not have a high deductible health plan.

Example 1. You have a high deductible health plan for your family all year. The annual deductible is \$3,000. You can contribute \$2,250 ($\$3,000 \times 75\%$) to your MSA for the year.

Example 2. You have a high deductible health plan for your family for the entire months of July through December (6 months). The annual deductible is \$3,000.

You can contribute \$1,125 ($\$3,000 \times 75\% \div 12 \times 6$) to your MSA for the year.


 *If both you and your spouse have a family plan, you are treated as having family coverage with the lower annual deductible. The contribution limit is split equally between you unless you agree on a different division.*

Wages or compensation. You cannot contribute more than you earned for the year from the employer through whom you have your high deductible health plan. If you are self-employed, you cannot contribute more than your net self-employment income. This is your income from self-employment minus expenses (including the one-half of self-employment tax deduction).

Example 1. Bob Smith earned \$25,000 from ABC Company for the year. He had a high deductible health plan for his family at ABC. He had the plan all year. His annual deductible is \$4,000. He can contribute \$3,000 to his MSA ($75\% \times \$4,000$). He can contribute the full amount because he earned more than \$3,000 at ABC.

Example 2. Joe Craft is self-employed. He had a high deductible health plan for his family for the entire year and the annual deductible was \$3,000. After he deducted his expenses, Joe's net self-employment income was \$1,500 for the year. He is limited to a contribution of \$1,500 to his MSA.

Worksheet to figure your MSA contribution. Use the following worksheet to figure how much you can contribute to your MSA for the year.

 *You must figure your limit separately for each employer with whom you have had a different high deductible health plan.*

MSA Contribution Limits Worksheet

1. Enter the annual deductible amount of your high deductible health plan
2. Multiply line 1 by .75 (.65 if you have self-only insurance)
3. Divide line 2 by 12
4. Enter the number of months you have had a high deductible health plan in 1997
5. Multiply line 3 by line 4
6. Enter the amount of wages you earned while working for the employer with whom you had the high deductible health plan. (If you were self-employed, substitute your net self-employment income.)
7. Enter the smaller of line 5 or 6. This is the most you can contribute to your MSA in 1997.

Reporting contributions on your return. Report your contributions to your MSA on Form 8853. Follow the instructions for the form and attach the form to your Form 1040. Do not include any contributions made by your employer.

You should receive **Form 5498-MSA, Medical Savings Account Information** from the trustee showing the amount you contributed during the year. You can make contributions to your MSA until April 15, 1998, and deduct them on your 1997 Form 1040 to the extent

your total contributions for 1997 do not exceed your 1997 limitation.



You must pay a 6% excise tax on contributions that you or your employer makes to your MSA that are greater than the limits discussed earlier.

*You will not have to pay the excise tax if you withdraw these **excess contributions** (and associated earnings) before the time that your tax return is due (generally April 15).*

Receiving Distributions

You will generally pay medical expenses during the year without being reimbursed by your high deductible plan until you reach the annual deductible. When you pay medical expenses during the year that are not reimbursed by your high deductible health plan, you can ask the trustee of your MSA to send you a distribution from your MSA.

A distribution is money you get from your MSA. The trustee will report any distribution to you and the IRS on **Form 1099-MSA**, *Distributions From Medical Savings Accounts*.

How to report distributions on your tax return. How you report your distributions depends on whether or not you use the distribution for **qualified medical expenses**.

- When you use a distribution from your MSA for qualified medical expenses, you do not pay tax on the distribution. You do have to report the distribution on Form 8853. Follow the instructions for the form and attach it to your Form 1040. You cannot file Form 1040A or Form 1040EZ.
- When you do not use a distribution from your MSA for qualified medical expenses, you must pay tax on the distribution and report the amount on Form 8853. Follow the instructions for the form and attach it to your Form 1040. You must also report and pay an excise tax on your Form 1040 unless you meet one of the exceptions listed later.



You do not report and pay tax on any excess contributions you make and withdraw before the due date of your tax return (generally April 15).

You will have to pay tax on any earnings associated with the excess contributions you withdraw. You do, however, report and pay tax on any excess contributions an employer makes and you withdraw before the due date of your tax return. You will also have to pay tax on any earnings associated with the excess contributions the employer makes that you withdraw. If the employer did not add the excess contributions and associated earnings to the box 1 amount on your Form W-2, include them in your gross income on your Form 1040.



If an amount is contributed to your MSA this year, you also must report and pay tax on a distribution you receive from your MSA this year that is used to pay for medical expenses of someone who is not covered by a high deductible health plan,

or is also covered by another health plan that is not a high deductible health plan, when the expenses are incurred. See the instructions for Form 8853 for more information.

Reporting and paying an excise tax. There is a 15% excise tax on the part of your distributions not used for qualified medical expenses. You report the excise tax on line 53 of your Form 1040.

Exceptions to excise tax. There is no excise tax if you are disabled, age 65 or older, or die during the year.

Death of the MSA holder. You should choose a beneficiary when you set up your MSA. What happens to that MSA when you die depends on who you designate as the beneficiary.

Spouse is the designated beneficiary. If your spouse is the designated beneficiary of your MSA, it will be treated as your spouse's MSA after your death.

Spouse is not the designated beneficiary. If someone other than your spouse is the designated beneficiary of your MSA after your death:

- 1) The account stops being an MSA on the date you die, and
- 2) The fair market value of the MSA becomes taxable to the designated beneficiary.

No designated beneficiary. If you have no beneficiary, the fair market value of the MSA will be included on your final income tax return after your death.

Qualified Medical Expenses

Qualified medical expenses are explained in Publication 502, *Medical and Dental Expenses*. Examples include amounts paid for doctors' fees, prescription medicines, and necessary hospital services.



You cannot deduct qualified medical expenses as an itemized deduction on Schedule A, (Form 1040), if you pay for them with a tax-free distribution from your MSA. You also cannot use other funds equal to the amount of the distribution and claim a deduction.

Special rules for insurance premiums. Generally, you cannot treat insurance premiums as qualified medical expenses for MSAs. You can, however, treat premiums for long-term care or health care coverage while you receive unemployment benefits as qualified medical expenses for MSAs. This includes COBRA-type continuation coverage required under any Federal law.



Recordkeeping. For each qualified medical expense you deduct or pay with a distribution from your MSA, you must keep a record of the name and address of each person you paid and the amount and date of the payment. Do not send these records with your tax return. Keep them with your tax records.

Filing Form 8853

You must file Form 8853 and attach it to Form 1040 if you (or your spouse, if married filing a joint return) had an MSA during the year. You must file the form even if your employer or your spouse's employer made the contributions to the MSA.

Employer Participation

This section contains the rules that employers must follow if they decide to make MSAs available to their employees. Unlike the previous discussions, “you” refers to the employer, and not to the employee.

Health plan. If you want your employees to be able to have an MSA, you must make available to them a high deductible health plan. You can provide no additional coverage other than those exceptions listed previously. See *High Deductible Health Plan*, earlier.

Contributions. You can make contributions to your employees' MSAs. You deduct the contributions on the “Employee benefit programs” line of your business income tax return for the year you make these contributions.

Comparable contributions. If you decide to make contributions, you must make comparable contributions to all comparable participating employees' MSAs. Your contributions are comparable if they are either:

- The same amount, or
- The same percentage of the annual deductible limit under the high deductible health plan covering the employee.

Comparable participating employees. Comparable participating employees:

- Are covered by your high deductible health plan and eligible to establish an MSA,
- Have the same category of coverage (either self-only or family coverage), and
- Have the same category of employment (either part-time or full-time).

Additional tax. If you made contributions to your employees' MSAs that were not comparable, you must pay an additional tax of 35% of the amount you contributed. See **Form 5330**, *Return of Excise Taxes Related to Employee Benefit Plans* to report and pay this tax.

Employment taxes. Amounts you contribute to your employees' MSAs are generally not subject to employment taxes. You must report the contributions in box 13 of the Form W-2, *Wage and Tax Statement*, you file for each employee during the calendar year. Enter Code “R” in box 13.

How To Get More Information



You can get help from the IRS in several ways.

Free publications and forms. To order free publications and forms, call 1-800-TAX-FORM (1-800-829-3676). You can also write to the IRS Forms Distribution Center nearest you. Check your income tax package for the address. Your local library or post office also may have the items you need.

For a list of free tax publications, order Publication 910, *Guide to Free Tax Services*. It also contains an index of tax topics and related publications and describes other free tax information services available from IRS, including tax education and assistance programs.

If you have access to a personal computer and modem, you also can get many forms and publications electronically. See *Quick and Easy Access to Tax Help and Forms* in your income tax package for details.

Tax questions. You can call the IRS with your tax questions. Check your income tax package or telephone book for the local number, or you can call 1-800-829-1040.

TTY/TDD equipment. If you have access to TTY/TDD equipment, you can call 1-800-829-4059 to ask tax questions or to order forms and publications. See your income tax package for the hours of operation.

Tax Publications for Individual Taxpayers

General Guides

- 1 Your Rights as a Taxpayer
- 17 Your Federal Income Tax (For Individuals)
- 225 Farmer's Tax Guide
- 334 Tax Guide for Small Business
- 509 Tax Calendars for 1997
- 553 Highlights of 1996 Tax Changes
- 595 Tax Highlights for Commercial Fishermen
- 910 Guide to Free Tax Services

Specialized Publications

- 3 Armed Forces' Tax Guide
- 378 Fuel Tax Credits and Refunds
- 463 Travel, Entertainment, Gift, and Car Expenses
- 501 Exemptions, Standard Deduction, and Filing Information
- 502 Medical and Dental Expenses
- 503 Child and Dependent Care Expenses
- 504 Divorced or Separated Individuals
- 505 Tax Withholding and Estimated Tax
- 508 Educational Expenses
- 514 Foreign Tax Credit for Individuals
- 516 U.S. Government Civilian Employees Stationed Abroad
- 517 Social Security and Other Information for Members of the Clergy and Religious Workers
- 519 U.S. Tax Guide for Aliens
- 520 Scholarships and Fellowships
- 521 Moving Expenses
- 523 Selling Your Home
- 524 Credit for the Elderly or the Disabled
- 525 Taxable and Nontaxable Income
- 526 Charitable Contributions
- 527 Residential Rental Property
- 529 Miscellaneous Deductions

- 530 Tax Information for First-Time Homeowners
- 531 Reporting Tip Income
- 533 Self-Employment Tax
- 534 Depreciating Property Placed in Service Before 1987
- 537 Installment Sales
- 541 Partnerships
- 544 Sales and Other Dispositions of Assets
- 547 Casualties, Disasters, and Thefts (Business and Nonbusiness)
- 550 Investment Income and Expenses
- 551 Basis of Assets
- 552 Recordkeeping for Individuals
- 554 Older Americans' Tax Guide
- 555 Federal Tax Information on Community Property
- 556 Examination of Returns, Appeal Rights, and Claims for Refund
- 559 Survivors, Executors, and Administrators
- 561 Determining the Value of Donated Property
- 564 Mutual Fund Distributions
- 570 Tax Guide for Individuals With Income From U.S. Possessions
- 575 Pension and Annuity Income
- 584 Nonbusiness Disaster, Casualty, and Theft Loss Workbook
- 587 Business Use of Your Home (Including Use by Day-Care Providers)
- 590 Individual Retirement Arrangements (IRAs)
- 593 Tax Highlights for U.S. Citizens and Residents Going Abroad
- 594 Understanding the Collection Process
- 596 Earned Income Credit
- 721 Tax Guide to U.S. Civil Service Retirement Benefits

- 901 U.S. Tax Treaties
- 907 Tax Highlights for Persons with Disabilities
- 908 Bankruptcy Tax Guide
- 911 Direct Sellers
- 915 Social Security and Equivalent Railroad Retirement Benefits
- 919 Is My Withholding Correct for 1997?
- 925 Passive Activity and At-Risk Rules
- 926 Household Employer's Tax Guide
- 929 Tax Rules for Children and Dependents
- 936 Home Mortgage Interest Deduction
- 946 How To Depreciate Property
- 947 Practice Before the IRS and Power of Attorney
- 950 Introduction to Estate and Gift Taxes
- 967 IRS Will Figure Your Tax
- 968 Tax Benefits for Adoption
- 1542 Per Diem Rates
- 1544 Reporting Cash Payments of Over \$10,000
- 1546 How to use the Problem Resolution Program of the IRS

Spanish Language Publications

- 1SP Derechos del Contribuyente
- 579SP Cómo Preparar la Declaración de Impuesto Federal
- 594SP Comprendiendo el Proceso de Cobro
- 596SP Crédito por Ingreso del Trabajo
- 850 English-Spanish Glossary of Words and Phrases Used in Publications Issued by the Internal Revenue Service

Commonly Used Tax Forms

- 1040 U.S. Individual Income Tax Return
 - Sch A Itemized Deductions
 - Sch B Interest and Dividend Income
 - Sch C Profit or Loss From Business
 - Sch C-EZ Net Profit From Business
 - Sch D Capital Gains and Losses
 - Sch E Supplemental Income and Loss
 - Sch EIC Earned Income Credit
 - Sch F Profit or Loss From Farming
 - Sch H Household Employment Taxes
 - Sch R Credit for the Elderly or the Disabled
 - Sch SE Self-Employment Tax
- 1040EZ Income Tax Return for Single and Joint Filers With No Dependents
- 1040A U.S. Individual Income Tax Return
 - Sch 1 Interest and Dividend Income for Form 1040A Filers

- Sch 2 Child and Dependent Care Expenses for Form 1040A Filers
- Sch 3 Credit for the Elderly or the Disabled for Form 1040A Filers
- 1040-ES Estimated Tax for Individuals
- 1040X Amended U.S. Individual Income Tax Return
- 2106 Employee Business Expenses
- 2106-EZ Unreimbursed Employee Business Expenses
- 2119 Sale of Your Home
- 2210 Underpayment of Estimated Tax by Individuals, Estates and Trusts
- 2441 Child and Dependent Care Expenses
- 2848 Power of Attorney and Declaration of Representative
- 3903 Moving Expenses
- 4562 Depreciation and Amortization

- 4868 Application for Automatic Extension of Time To File U.S. Individual Income Tax Return
- 4952 Investment Interest Expense Deduction
- 5329 Additional Taxes Attributable to Qualified Retirement Plans (Including IRAs), Annuities, and Modified Endowment Contracts
- 6251 Alternative Minimum Tax—Individuals
- 8283 Noncash Charitable Contributions
- 8582 Passive Activity Loss Limitations
- 8606 Nondeductible IRAs (Contributions, Distributions, and Basis)
- 8822 Change of Address
- 8829 Expenses for Business Use of Your Home

Tax Publications for Business Taxpayers

General Guides

- 1 Your Rights as a Taxpayer
- 17 Your Federal Income Tax (For Individuals)
- 225 Farmer's Tax Guide
- 334 Tax Guide for Small Business
- 509 Tax Calendars for 1997
- 553 Highlights of 1996 Tax Changes
- 595 Tax Highlights for Commercial Fishermen
- 910 Guide to Free Tax Services

Employer's Guides

- 15 Employer's Tax Guide (Circular E)
- 15-A Employer's Supplemental Tax Guide
- 51 Agricultural Employer's Tax Guide (Circular A)
- 80 Federal Tax Guide For Employers in the Virgin Islands, Guam, American Samoa, and the Commonwealth of the Northern Mariana Islands (Circular SS)
- 179 Guía Contributiva Federal Para Patronos Puertorriqueños (Circular PR)
- 926 Household Employer's Tax Guide

Specialized Publications

- 378 Fuel Tax Credits and Refunds

- 463 Travel, Entertainment, Gift, and Car Expenses
- 505 Tax Withholding and Estimated Tax
- 510 Excise Taxes for 1997
- 515 Withholding of Tax on Nonresident Aliens and Foreign Corporations
- 517 Social Security and Other Information for Members of the Clergy and Religious Workers
- 527 Residential Rental Property
- 533 Self-Employment Tax
- 534 Depreciating Property Placed in Service Before 1987
- 535 Business Expenses
- 536 Net Operating Losses
- 537 Installment Sales
- 538 Accounting Periods and Methods
- 541 Partnerships
- 542 Corporations
- 544 Sales and Other Dispositions of Assets
- 551 Basis of Assets
- 556 Examination of Returns, Appeal Rights, and Claims for Refund
- 560 Retirement Plans for the Self-Employed
- 561 Determining the Value of Donated Property
- 583 Starting a Business and Keeping Records
- 587 Business Use of Your Home (Including Use by Day-Care Providers)

- 594 Understanding the Collection Process
- 597 Information on the United States-Canada Income Tax Treaty
- 598 Tax on Unrelated Business Income of Exempt Organizations
- 686 Certification for Reduced Tax Rates in Tax Treaty Countries
- 901 U.S. Tax Treaties
- 908 Bankruptcy Tax Guide
- 911 Direct Sellers
- 925 Passive Activity and At-Risk Rules
- 946 How To Depreciate Property
- 947 Practice Before the IRS and Power of Attorney
- 953 International Tax Information for Businesses
- 1544 Reporting Cash Payments of Over \$10,000
- 1546 How to use the Problem Resolution Program of the IRS

Spanish Language Publications

- 1SP Derechos del Contribuyente
- 579SP Cómo Preparar la Declaración de Impuesto Federal
- 594SP Comprendiendo el Proceso de Cobro
- 850 English-Spanish Glossary of Words and Phrases Used in Publications Issued by the Internal Revenue Service

Commonly Used Tax Forms

- W-2 Wage and Tax Statement
- W-4 Employee's Withholding Allowance Certificate
- 940 Employer's Annual Federal Unemployment (FUTA) Tax Return
- 940EZ Employer's Annual Federal Unemployment (FUTA) Tax Return
- 1040 U.S. Individual Income Tax Return
 - Sch A Itemized Deductions
 - Sch B Interest and Dividend Income
 - Sch C Profit or Loss From Business
 - Sch C-EZ Net Profit From Business
 - Sch D Capital Gains and Losses
 - Sch E Supplemental Income and Loss
 - Sch F Profit or Loss From Farming
 - Sch H Household Employment Taxes
 - Sch R Credit for the Elderly or the Disabled
 - Sch SE Self-Employment Tax
- 1040-ES Estimated Tax for Individuals
- 1040X Amended U.S. Individual Income Tax Return

- 1065 U.S. Partnership Return of Income
 - Sch D Capital Gains and Losses
 - Sch K-1 Partner's Share of Income, Credits, Deductions, etc.
- 1120 U.S. Corporation Income Tax Return
- 1120-A U.S. Corporation Short-Form Income Tax Return
- 1120S U.S. Income Tax Return for an S Corporation
 - Sch D Capital Gains and Losses and Built-In Gains
 - Sch K-1 Shareholder's Share of Income, Credits, Deductions, etc.
- 2106 Employee Business Expenses
- 2106-EZ Unreimbursed Employee Business Expenses
- 2210 Underpayment of Estimated Tax by Individuals, Estates, and Trusts
- 2441 Child and Dependent Care Expenses
- 2848 Power of Attorney and Declaration of Representative

- 3800 General Business Credit
- 3903 Moving Expenses
- 4562 Depreciation and Amortization
- 4797 Sales of Business Property
- 4868 Application for Automatic Extension of Time To File U.S. Individual Income Tax Return
- 5329 Additional Taxes Attributable to Qualified Retirement Plans (Including IRAs), Annuities, and Modified Endowment Contracts
- 6252 Installment Sale Income
- 8283 Noncash Charitable Contributions
- 8300 Report of Cash Payments Over \$10,000 Received in a Trade or Business
- 8582 Passive Activity Loss Limitations
- 8606 Nondeductible IRAs (Contributions, Distributions, and Basis)
- 8822 Change of Address
- 8829 Expenses for Business Use of Your Home