



Department of the Treasury
Internal Revenue Service

Publication 972

Cat. No. 26584R

Child Tax Credit

(For Individuals Sent Here From the Instructions for Forms 1040, 1040A, and 8812)

For use in preparing
2002 Returns



Get forms and other information
faster and easier by:

Computer • www.irs.gov or FTP • [ftp.irs.gov](ftp://ftp.irs.gov)

FAX • 703-368-9694 (from your FAX machine)

Before You Begin

You should check your tax return instructions to see if you need this publication.

Purpose

The purpose of this publication is:

- 1) To figure the child tax credit you claim on Form 1040, line 50, or Form 1040A, line 33, and
- 2) To figure the amount of taxable earned income you enter on line 4 of Form 8812, *Additional Child Tax Credit*.

The child tax credit is explained in the instructions for Form 1040 and Form 1040A. You cannot claim the child tax credit on Form 1040EZ.

This publication is intended for individuals sent here by the instructions to Forms 1040, 1040A, and 8812. Although anyone can choose to use this publication to figure their credit, most individuals can use the simpler worksheet in their tax form instructions.

This publication also includes a detailed example of a taxpayer who figures the child tax credit and the additional child tax credit.

How To Use This Publication

If you were sent here from your Form 1040 or Form 1040A instructions. Go to page 3 of this publication and complete the *Child Tax Credit Worksheet*.

If you were sent here from your Form 8812 instructions. Go to page 7 of this publication and complete the *1040 Filers – Taxable Earned Income Worksheet*.

If you have not read your Form 1040 or Form 1040A instructions. Pick up your Form 1040 or Form 1040A instructions and complete the following steps.

- 1) Go to the instructions for line 50 of Form 1040 or line 33 of Form 1040A.
- 2) Answer the *Questions*.
- 3) **Form 1040.** If you answered “Yes” to question 1, 2, or 3, go to page 3 of this publication and complete the *Child Tax Credit Worksheet*.
Form 1040A. If you answered “Yes” to question 1 or 2, go to page 3 of this publication and complete the *Child Tax Credit Worksheet*.

Taxable Earned Income

You will need to figure your taxable earned income using one of the worksheets in this publication if you are completing the *Line 11 Worksheet* (page 5) or Form 8812. Form

1040 filers, use the worksheet on page 7 to figure your taxable earned income. Form 1040A filers, use the worksheet on page 8.

Additional Child Tax Credit

This credit is for certain individuals who get less than the full amount of the child tax credit. The additional child tax credit may give you a refund even if you do not owe any tax.

Form 8812. You must file Form 8812 to take the additional child tax credit. To see if you qualify to take this additional credit, read your Form 1040 instructions for lines 50 and 66 or your Form 1040A instructions for lines 33 and 42. A filled-in copy of Form 8812 is shown later. Form 8812 can also be found in the Form 1040 and Form 1040A instruction packages.

Important Reminder

Photographs of missing children. The Internal Revenue Service is a proud partner with the National Center for Missing and Exploited Children. Photographs of missing

children selected by the Center may appear in this publication on pages that would otherwise be blank. You can help bring these children home by looking at the photographs and calling **1-800-THE-LOST (1-800-843-5678)** if you recognize a child.

Comments and Suggestions

We welcome your comments about this publication and your suggestions for future editions.

You can e-mail us while visiting our web site at **www.irs.gov**.

You can write to us at the following address:

Internal Revenue Service
Tax Forms and Publications
W:CAR:MP:FP
1111 Constitution Ave. NW
Washington, DC 20224

We respond to many letters by telephone. Therefore, it would be helpful if you would include your daytime phone number, including the area code, in your correspondence.

Before you begin:

- If you are a Form 1040 filer, you will need the following forms if you are filing them.
- ✓ Form 2555, Foreign Earned Income
 - ✓ Form 2555-EZ, Foreign Earned Income Exclusion
 - ✓ Form 4563, Exclusion of Income for Bona Fide Residents of American Samoa



Part 1

1. Number of qualifying children: _____ × \$600. Enter the result. 1

2. Enter the amount from Form 1040, line 36, or Form 1040A, line 22. 2

3. **1040 Filers.** Enter the total of any—
 ● Exclusion of income from Puerto Rico, and
 ● Amounts from Form 2555, lines 43 and 48; Form 2555-EZ, line 18; and Form 4563, line 15.
1040A Filers. Enter -0-.

}

3

4. Add lines 2 and 3. Enter the total. 4

5. Enter the amount shown below for your filing status.
 ● Married filing jointly - \$110,000
 ● Single, head of household, or qualifying widow(er) - \$75,000
 ● Married filing separately - \$55,000

}

5

6. Is the amount on line 4 more than the amount on line 5?
 No. Leave line 6 blank. Enter -0- on line 7.
 Yes. Subtract line 5 from line 4.
 If the result is not a multiple of \$1,000, increase it to the next multiple of \$1,000 (for example, increase \$425 to \$1,000, increase \$1,025 to \$2,000, etc.).

6

7. Multiply the amount on line 6 by 5% (.05). Enter the result. 7

8. Is the amount on line 1 more than the amount on line 7?
 No. You cannot take the child tax credit on Form 1040, line 50, or Form 1040A, line 33. You also cannot take the additional child tax credit on Form 1040, line 66, or Form 1040A, line 42. Complete the rest of your Form 1040 or 1040A.
 Yes. Subtract line 7 from line 1. Enter the result.
Go to Part 2 on the next page.

8

Part 2

9. Enter the amount from Form 1040, line 44, or Form 1040A, line 28.

9	
----------	--

10. Add the amounts from—

<u>Form 1040</u>	or	<u>Form 1040A</u>			
Line 45			_____		
Line 46	Line 29	+	_____		
Line 47	Line 30	+	_____		
Line 48	Line 31	+	_____		
Line 49	Line 32	+	_____		
Enter the total.			<table border="1" style="display: inline-table; vertical-align: middle;"> <tr> <td style="width: 20px; text-align: center;">10</td> <td style="width: 100px; height: 30px;"></td> </tr> </table>	10	
10					

11. Are you claiming any of the following credits?

- Adoption credit, Form 8839
- Mortgage interest credit, Form 8396
- District of Columbia first-time homebuyer credit, Form 8859

No. Enter the amount from line 10.

Yes. Complete the *Line 11 Worksheet* on the next page to figure the amount to enter here.

11	
-----------	--

12. Subtract line 11 from line 9. Enter the result.

12	
-----------	--

13. Is the amount on line 8 of this worksheet more than the amount on line 12?

No. Enter the amount from line 8.


Yes. Enter the amount from line 12. See the **TIP** below.

}

This is your child tax credit.

13	
-----------	--

Enter this amount on Form 1040, line 50, or Form 1040A, line 33.



You may be able to take the **additional child tax credit** on Form 1040, line 66, or Form 1040A, line 42, only if you answered “Yes” on line 13.

- First, complete your Form 1040 through line 65, or Form 1040A through line 41.
- Then, use Form 8812 to figure any additional child tax credit.

Before you begin: ✓ Complete the *Taxable Earned Income Worksheet* on page 7 or 8 that applies to you.



Use this worksheet only if you answered “Yes” on line 11 of the *Child Tax Credit Worksheet* on page 4.

<p>1. Enter the amount from line 8 of the <i>Child Tax Credit Worksheet</i> on page 3.</p>	1	
<p>2. Enter your taxable earned income from the worksheet on page 7 or 8 that applies to you.</p>	2	
<p>3. Is the amount on line 2 more than \$10,350?</p> <p><input type="checkbox"/> No. Leave line 3 blank, enter -0- on line 4, and go to line 5.</p> <p><input type="checkbox"/> Yes. Subtract \$10,350 from the amount on line 2. Enter the result.</p>	3	
<p>4. Multiply the amount on line 3 by 10% (.10) and enter the result.</p>	4	
<p>5. Is the amount on line 1 of the <i>Child Tax Credit Worksheet</i> on page 3 \$1,800 or more?</p> <p><input type="checkbox"/> No. If line 4 above is zero, stop. Do not complete the rest of this worksheet. Instead, go back to the <i>Child Tax Credit Worksheet</i> on page 4 and do the following. Enter the amount from line 10 on line 11 and complete lines 12 and 13. Otherwise, leave lines 6 through 9 blank, enter -0- on line 10, and go to line 11 on the next page.</p> <p><input type="checkbox"/> Yes. If line 4 above is equal to or more than line 1 above, leave lines 6 through 9 blank, enter -0- on line 10, and go to line 11 on the next page. Otherwise, see 1040 Filers and 1040A Filers on page 6 and then go to line 6.</p>		
<p>6. Enter the total of the following amounts from Form(s) W-2:</p> <ul style="list-style-type: none"> ● Social security taxes from box 4, and ● Medicare taxes from box 6. <p>Railroad employees, see the bottom of page 6.</p>	6	
<p>7. 1040 Filers. Enter the total of any—</p> <ul style="list-style-type: none"> ● Amounts from Form 1040, lines 29 and 57, and ● Uncollected social security and Medicare or tier 1 RRTA taxes shown in box 12 of your Form(s) W-2 with codes A, B, M, and N. <p>1040A Filers. Enter -0-.</p>	7	
<p>8. Add lines 6 and 7. Enter the total.</p>	8	
<p>9. 1040 Filers. Enter the total of the amounts from Form 1040, lines 64 and 65.</p> <p>1040A Filers. Enter the total of any—</p> <ul style="list-style-type: none"> ● Amount from Form 1040A, line 41, and ● Excess social security and tier 1 RRTA taxes withheld that you entered to the left of Form 1040A, line 43. 	9	
<p>10. Subtract line 9 from line 8. If the result is zero or less, enter -0-. <i>Go to line 11 on the next page.</i></p>	10	

If married filing jointly, include your spouse's amounts with yours when completing lines 6 and 7.

11. Enter the **larger** of line 4 or line 10.

11	
-----------	--

12. Is the amount on line 11 of this worksheet more than the amount on line 1?

No. Subtract line 11 from line 1. Enter the result.

Yes. Enter -0-.

12	
-----------	--

Next, figure the amount of any of the following credits that you are claiming. Use the amount from line 12 above when you are asked to enter the amount from Form 1040, line 50, or Form 1040A, line 33.

- Adoption credit, Form 8839
- Mortgage interest credit, Form 8396
- District of Columbia first-time homebuyer credit, Form 8859

Then, go to line 13.

13. Enter the total of the amounts from—

- Form 8839, line 18, and
- Form 8396, line 11, and
- Form 8859, line 11.

13	
-----------	--

14. Enter the amount from line 10 of the *Child Tax Credit Worksheet* on page 4.

14	
-----------	--

15. Add lines 13 and 14. Enter the total.

15	
-----------	--

Enter this amount on line 11 of the Child Tax Credit Worksheet on page 4.

1040 Filers. Complete lines 57, 64, and 65 of your return if they apply to you.

1040A Filers. Complete line 41 of your return if it applies to you. If you, or your spouse if filing jointly, had more than one employer for 2002 and total wages of over \$84,900, figure any excess social security and railroad retirement (RRTA) taxes withheld. See the instructions for Form 1040A, line 43.

Railroad Employees. Include the following taxes in the total on line 6 of the *Line 11 Worksheet*.

- ✓ Tier 1 tax withheld from your pay.
This tax should be shown in box 14 of your Form(s) W-2 and identified as "Tier 1 tax."
- ✓ If you were an employee representative, 50% of the total Tier 1 tax and Tier 1 Medicare tax you paid for 2002.



Before you begin:

- ✓ Use this worksheet only if you were sent here from the *Line 11 Worksheet* on page 5 of this publication or line 4 of Form 8812, *Additional Child Tax Credit*.
- ✓ Disregard community property laws when figuring the amounts to enter on this worksheet.
- ✓ If married filing jointly, include your spouse's amounts with yours when completing this worksheet.

1. Enter the amount from Form 1040, line 7 **1.** _____
Next, if you are filing Schedule C, C-EZ, F, or SE, or you received a Schedule K-1 (Form 1065 or Form 1065-B), go to line 2a. Otherwise, skip lines 2a through 2e and go to line 3.
2. **a.** Enter any statutory employee income reported on line 1 of Schedule C or C-EZ **2a.** _____
b. Enter any net profit or (loss) from Schedule C, line 31; Schedule C-EZ, line 3; Schedule K-1 (Form 1065), line 15a (other than farming); and Schedule K-1 (Form 1065-B), box 9.* Reduce this amount by any unreimbursed nonfarm partnership expenses you deducted on Schedule E. **Do not** include any statutory employee income or any other amounts exempt from self-employment tax. Options and commodities dealers must add any gain or subtract any loss (in the normal course of dealing in or trading section 1256 contracts) from section 1256 contracts or related property **2b.** _____
c. Enter any net farm profit or (loss) from Schedule F, line 36, and from farm partnerships, Schedule K-1 (Form 1065), line 15a.* Reduce this amount by any unreimbursed farm partnership expenses you deducted on Schedule E. **Do not** include any amounts exempt from self-employment tax. **2c.** _____
d. If you used the farm optional method to figure net earnings from self-employment, enter the amount from Schedule SE, Section B, line 15. Otherwise, skip this line and enter on line 2e the amount from line 2c. **2d.** _____
e. If line 2c is a profit, enter the **smaller** of line 2c or line 2d. If line 2c is a (loss), enter the (loss) from line 2c. **2e.** _____
3. Add lines 1, 2a, 2b, and 2e. If zero or less, **stop**. Do not complete the rest of this worksheet. Instead, enter -0- on line 2 of the *Line 11 Worksheet* on page 5 or line 4 of Form 8812, whichever applies **3.** _____
4. Enter any amount included on line 1 that is:
 - a.** A scholarship or fellowship grant not reported on Form W-2 **4a.** _____
 - b.** For work done while an inmate in a penal institution (enter "PRI" and this amount on the dotted line next to line 7 of Form 1040) **4b.** _____
 - c.** A pension or annuity from a nonqualified deferred compensation plan or a section 457 plan (enter "DFC" and this amount on the dotted line next to line 7 of Form 1040). This amount may be shown in box 11 of your Form W-2. If you received such an amount but box 11 is blank, contact your employer for the amount received as a pension or annuity. **4c.** _____
5. **a.** Enter any amount included on line 3 that is also included on Form 2555, line 41, or Form 2555-EZ, line 18. **Do not** include any amount that is also included on line 4a, 4b, or 4c above **5a.** _____
b. Enter the amount, if any, from Form 2555, line 42, that is also deducted on Schedule C, C-EZ, or F, or included on Schedule E in partnership net income or (loss) **5b.** _____
c. Subtract line 5b from line 5a. **5c.** _____
6. Enter the amount from Form 1040, line 29 **6.** _____
7. Add lines 4a through 4c, 5c, and 6 **7.** _____
8. Subtract line 7 from line 3 **8.** _____
 - If you were sent here from the *Line 11 Worksheet* on page 5, enter this amount on line 2 of that worksheet.
 - If you were sent here from Form 8812, enter this amount on line 4 of that form.

*If you have any Schedule K-1 amounts and you are not required to file Schedule SE, complete the appropriate line(s) of Schedule SE, Section A. Put your name and social security number on Schedule SE and attach it to your return.



Before you begin:

- ✓ Use this worksheet only if you were sent here from the *Line 11 Worksheet* on page 5 of this publication.
- ✓ Disregard community property laws when figuring the amounts to enter on this worksheet.

1. Enter the amount from Form 1040A, line 7 **1.** _____
2. Enter any amount included on line 1 that is:
 - a. A scholarship or fellowship grant not reported on Form W-2 **2a.** _____
 - b. For work done while an inmate in a penal institution (enter "PRI" and this amount next to line 7 of Form 1040A) **2b.** _____
 - c. A pension or annuity from a nonqualified deferred compensation plan or a section 457 plan (enter "DFC" and this amount next to line 7 of Form 1040A). This amount may be shown in box 11 of your Form W-2. If you received such an amount but box 11 is blank, contact your employer for the amount received as a pension or annuity **2c.** _____
3. Add lines 2a through 2c **3.** _____
4. Subtract line 3 from line 1. Enter the result here and on line 2 of the *Line 11 Worksheet* on page 5 **4.** _____

Detailed Example

Steve and Gretchen Leaf have four children who are all qualifying children for the child tax credit. Steve and Gretchen's adjusted gross income (AGI) (Form 1040, line 36) is \$112,000. This amount represents Steve's salary and is considered taxable earned income. They will file a joint return. Assume that their tax (Form 1040, line 44) is \$2,000.

Steve and Gretchen have the 2002 Form 1040 tax package and instructions. They want to see if they qualify for the child tax credit, so they follow the steps for line 50 in the instructions.

Step 1. In Step 1 of those instructions Steve and Gretchen determine all four children qualify for the child tax credit.

Step 2. The Leafs check the box in column (4) of line 6c on Form 1040 for each child.

Step 3. In Step 3 the Leafs find out they must use Publication 972 to figure their child tax credit because their AGI is more than \$110,000. When they read Publication 972, they find out they must complete the *Child Tax Credit Worksheet* which begins on page 3.

Completing the Child Tax Credit Worksheet. Steve and Gretchen fill out the worksheet (shown here) to find out how much child tax credit they can claim.

- 1) Steve and Gretchen enter the number of qualifying children (4) and multiply 4 by \$600 and enter the result (\$2,400) in the box for line 1.
- 2) They enter their AGI (\$112,000) in the box for line 2.
- 3) They enter -0- in the box for line 3 since they did not exclude any income from Puerto Rico or any income on Form 2555, Form 2555-EZ, or Form 4563.
- 4) They add \$112,000 and \$0 and enter the result (\$112,000) in the box for line 4.
- 5) They enter \$110,000 in the box for line 5 since they will file a joint return.
- 6) They check the "Yes" box in line 6 since the amount on line 4 (\$112,000) is more than the amount on line 5 (\$110,000). They subtract line 5 (\$110,000) from line 4 (\$112,000) and enter the result (\$2,000) in the box for line 6.
- 7) They multiply the amount on line 6 (\$2,000) by 5% (.05) and enter the result (\$100) in the box for line 7.
- 8) They check the "Yes" box in line 8 since the amount on line 1 (\$2,400) is more than the amount on line 7 (\$100). They subtract line 7 (\$100) from line 1 (\$2,400) and enter the result (\$2,300) in the box for line 8.
- 9) They enter the amount from line 44 of their Form 1040 (\$2,000) in the box for line 9.

- 10) Steve and Gretchen did not have any of the credits on lines 45, 46, 47, 48, or 49 of Form 1040, so they enter -0- in the box for line 10.
- 11) They check the "No" box on line 11 because they are not claiming any of the credits shown on line 11. They enter -0- in the box for line 11.
- 12) They subtract the amount on line 11 (\$0) from the amount on line 9 (\$2,000) and enter the result (\$2,000) in the box for line 12.
- 13) They check the "Yes" box in line 13 since the amount on line 8 (\$2,300) is more than the amount on line 12 (\$2,000). They enter the amount from line 12 (\$2,000) in the box for line 13. Their child tax credit is \$2,000. They enter \$2,000 on line 50 of their Form 1040.

Steve and Gretchen read the *TIP* in the worksheet and find that they may be able to take the additional child tax credit because they checked the "Yes" box in line 13.

Steve and Gretchen complete their Form 1040 through line 65 and use Form 8812 to see if they can claim the additional child tax credit.

Completing Form 8812.

- 1) They enter the amount from line 8 of their *Child Tax Credit Worksheet* (\$2,300) on line 1.
- 2) On line 2, they enter the amount of their child tax credit (\$2,000) from line 50 of their Form 1040.
- 3) Steve and Gretchen subtract the amount on line 2 (\$2,000) from the amount on line 1 (\$2,300) and enter the result (\$300) on line 3.
- 4) They read the instructions on the back of the form and answer "No" to each of the four questions. They enter the amount from line 7 of their Form 1040 (\$112,000) on line 4.
- 5) Since the amount on line 4 (\$112,000) is more than \$10,350, they check the "Yes" box and subtract \$10,350 from the amount on line 4 (\$112,000) and enter the result (\$101,650) on line 5.
- 6) They multiply the amount on line 5 (\$101,650) by 10% (.10) and enter the result (\$10,165) on line 6. Next, they are asked if they have three or more qualifying children. Steve and Gretchen check the "Yes" box. Since line 6 (\$10,165) is more than line 3 (\$300), they skip *Part II* and enter the amount from line 3 (\$300) on line 13. This \$300 is their additional child tax credit. They also enter this amount on line 66 of their Form 1040.

Steve and Gretchen will get a child tax credit of \$2,000 and an additional child tax credit of \$300 for the year.

Leafs' filled-in worksheet

Child Tax Credit Worksheet

Keep for Your Records

Before you begin:

- If you are a Form 1040 filer, you will need the following forms if you are filing them.
- ✓ Form 2555, Foreign Earned Income
 - ✓ Form 2555-EZ, Foreign Earned Income Exclusion
 - ✓ Form 4563, Exclusion of Income for Bona Fide Residents of American Samoa



Part 1

<p>1. Number of qualifying children: <u>4</u> × \$600. Enter the result.</p>	1	2,400
<p>2. Enter the amount from Form 1040, line 36, or Form 1040A, line 22.</p>	2	112,000
<p>3. 1040 Filers. Enter the total of any—</p> <ul style="list-style-type: none"> • Exclusion of income from Puerto Rico, and • Amounts from Form 2555, lines 43 and 48; Form 2555-EZ, line 18; and Form 4563, line 15. <p>1040A Filers. Enter -0-.</p>	3	0
<p>4. Add lines 2 and 3. Enter the total.</p>	4	112,000
<p>5. Enter the amount shown below for your filing status.</p> <ul style="list-style-type: none"> • Married filing jointly - \$110,000 • Single, head of household, or qualifying widow(er) - \$75,000 • Married filing separately - \$55,000 	5	110,000
<p>6. Is the amount on line 4 more than the amount on line 5?</p> <p><input type="checkbox"/> No. Leave line 6 blank. Enter -0- on line 7.</p> <p><input checked="" type="checkbox"/> Yes. Subtract line 5 from line 4. If the result is not a multiple of \$1,000, increase it to the next multiple of \$1,000 (for example, increase \$425 to \$1,000, increase \$1,025 to \$2,000, etc.).</p>	6	2,000
<p>7. Multiply the amount on line 6 by 5% (.05). Enter the result.</p>	7	100
<p>8. Is the amount on line 1 more than the amount on line 7?</p> <p><input type="checkbox"/> No. You cannot take the child tax credit on Form 1040, line 50, or Form 1040A, line 33. You also cannot take the additional child tax credit on Form 1040, line 66, or Form 1040A, line 42. Complete the rest of your Form 1040 or 1040A.</p> <p><input checked="" type="checkbox"/> Yes. Subtract line 7 from line 1. Enter the result. <i>Go to Part 2 on the next page.</i></p>	8	2,300

Leafs' filled-in worksheet continued

Part 2

9. Enter the amount from Form 1040, line 44, or Form 1040A, line 28.

9	2,000
----------	-------

10. Add the amounts from—

<u>Form 1040</u>	or	<u>Form 1040A</u>	
Line 45			0
Line 46		Line 29	+ 0
Line 47		Line 30	+ 0
Line 48		Line 31	+ 0
Line 49		Line 32	+ 0
Enter the total.			10 0

11. Are you claiming any of the following credits?

- Adoption credit, Form 8839
- Mortgage interest credit, Form 8396
- District of Columbia first-time homebuyer credit, Form 8859

No. Enter the amount from line 10.

Yes. Complete the *Line 11 Worksheet* on the next page to figure the amount to enter here.

11	0
-----------	---

12. Subtract line 11 from line 9. Enter the result.

12	2,000
-----------	-------

13. Is the amount on line 8 of this worksheet more than the amount on line 12?

No. Enter the amount from line 8.

Yes. Enter the amount from line 12. See the **TIP** below.

This is your child tax credit.

13	2,000
-----------	-------

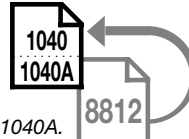
Enter this amount on Form 1040, line 50, or Form 1040A, line 33.



You may be able to take the **additional child tax credit** on Form 1040, line 66, or Form 1040A, line 42, only if you answered “Yes” on line 13.

- First, complete your Form 1040 through line 65, or Form 1040A through line 41.
- Then, use Form 8812 to figure any additional child tax credit.

Additional Child Tax Credit



2002

Attachment Sequence No. **47**

Department of the Treasury
Internal Revenue Service

Complete and attach to Form 1040 or Form 1040A.

Name(s) shown on return

Steve and Gretchen Leaf

Your social security number

678 00 4444

Part I All Filers


1	Enter the amount from line 1 of your Child Tax Credit Worksheet on page 40 of the Form 1040 instructions or page 39 of the Form 1040A instructions. If you used Pub. 972, enter the amount from line 8 of the worksheet on page 3 of the publication	1	2,300
2	Enter the amount from Form 1040, line 50, or Form 1040A, line 33	2	2,000
3	Subtract line 2 from line 1. If zero, stop ; you cannot take this credit	3	300
4	Enter your total taxable earned income. See the instructions on back	4	112,000
5	Is the amount on line 4 more than \$10,350? <input type="checkbox"/> No. Leave line 5 blank and enter -0- on line 6. <input checked="" type="checkbox"/> Yes. Subtract \$10,350 from the amount on line 4. Enter the result	5	101,650
6	Multiply the amount on line 5 by 10% (.10) and enter the result Next. Do you have three or more qualifying children? <input type="checkbox"/> No. If line 6 is zero, stop ; you cannot take this credit. Otherwise, skip Part II and enter the smaller of line 3 or line 6 on line 13. <input checked="" type="checkbox"/> Yes. If line 6 is equal to or more than line 3, skip Part II and enter the amount from line 3 on line 13. Otherwise, go to line 7.	6	10,165

Part II Certain Filers Who Have Three or More Qualifying Children

7	Enter the total of the withheld social security and Medicare taxes from Form(s) W-2, boxes 4 and 6. If married filing jointly, include your spouse's amounts with yours. If you worked for a railroad, see the instructions on back	7	
8	1040 filers: Enter the total of the amounts from Form 1040, lines 29 and 57, plus any uncollected social security and Medicare or tier 1 RRTA taxes included on line 61. 1040A filers: Enter -0-.	8	
9	Add lines 7 and 8	9	
10	1040 filers: Enter the total of the amounts from Form 1040, lines 64 and 65. 1040A filers: Enter the total of the amount from Form 1040A, line 41, plus any excess social security and tier 1 RRTA taxes withheld that you entered to the left of line 43 (see the instructions on back).	10	
11	Subtract line 10 from line 9. If zero or less, enter -0-	11	
12	Enter the larger of line 6 or line 11 here Next, enter the smaller of line 3 or line 12 on line 13.	12	

Part III Your Additional Child Tax Credit

13	This is your additional child tax credit	13	300
----	--	----	-----



Enter this amount on Form 1040, line 66, or Form 1040A, line 42.

How To Get Tax Help

You can get help with unresolved tax issues, order free publications and forms, ask tax questions, and get more information from the IRS in several ways. By selecting the method that is best for you, you will have quick and easy access to tax help.

Contacting your Taxpayer Advocate. If you have attempted to deal with an IRS problem unsuccessfully, you should contact your Taxpayer Advocate.

The Taxpayer Advocate represents your interests and concerns within the IRS by protecting your rights and resolving problems that have not been fixed through normal channels. While Taxpayer Advocates cannot change the tax law or make a technical tax decision, they can clear up problems that resulted from previous contacts and ensure that your case is given a complete and impartial review.

To contact your Taxpayer Advocate:

- Call the Taxpayer Advocate at **1-877-777-4778**.
- Call, write, or fax the Taxpayer Advocate office in your area.
- Call **1-800-829-4059** if you are a TTY/TDD user.

For more information, see Publication 1546, *The Taxpayer Advocate Service of the IRS*.

Free tax services. To find out what services are available, get Publication 910, *Guide to Free Tax Services*. It contains a list of free tax publications and an index of tax topics. It also describes other free tax information services, including tax education and assistance programs and a list of TeleTax topics.



Personal computer. With your personal computer and modem, you can access the IRS on the Internet at **www.irs.gov**. While visiting our web site, you can:

- See answers to frequently asked tax questions or request help by e-mail.
- Download forms and publications or search for forms and publications by topic or keyword.
- Order IRS products on-line.
- View forms that may be filled in electronically, print the completed form, and then save the form for recordkeeping.
- View Internal Revenue Bulletins published in the last few years.
- Search regulations and the Internal Revenue Code.
- Receive our electronic newsletters on hot tax issues and news.
- Learn about the benefits of filing electronically (IRS e-file).
- Get information on starting and operating a small business.

You can also reach us with your computer using File Transfer Protocol at **ftp.irs.gov**.



TaxFax Service. Using the phone attached to your fax machine, you can receive forms and instructions by calling **703-368-9694**. Follow the directions from the prompts. When you order forms, enter the catalog number for the form you need. The items you request will be faxed to you.

For help with transmission problems, call the FedWorld Help Desk at **703-487-4608**.



Phone. Many services are available by phone.

- *Ordering forms, instructions, and publications.* Call **1-800-829-3676** to order current and prior year forms, instructions, and publications.
- *Asking tax questions.* Call the IRS with your tax questions at **1-800-829-1040**.
- *Solving problems.* Take advantage of Everyday Tax Solutions service by calling your local IRS office to set up an in-person appointment at your convenience. Check your local directory assistance or **www.irs.gov** for the numbers.
- *TTY/TDD equipment.* If you have access to TTY/TDD equipment, call **1-800-829-4059** to ask tax questions or to order forms and publications.
- *TeleTax topics.* Call **1-800-829-4477** to listen to pre-recorded messages covering various tax topics.

Evaluating the quality of our telephone services. To ensure that IRS representatives give accurate, courteous, and professional answers, we use several methods to evaluate the quality of our telephone services. One method is for a second IRS representative to sometimes listen in on or record telephone calls. Another is to ask some callers to complete a short survey at the end of the call.



Walk-in. Many products and services are available on a walk-in basis.

- *Products.* You can walk in to many post offices, libraries, and IRS offices to pick up certain forms, instructions, and publications. Some IRS offices, libraries, grocery stores, copy centers, city and county governments, credit unions, and office supply stores have an extensive collection of products available to print from a CD-ROM or photocopy from reproducible proofs. Also, some IRS offices and libraries have the Internal Revenue Code, regulations, Internal Revenue Bulletins, and Cumulative Bulletins available for research purposes.
- *Services.* You can walk in to your local IRS office to ask tax questions or get help with a tax problem. Now you can set up an appointment by calling your local IRS office number and, at the prompt, leaving a

message requesting Everyday Tax Solutions help. A representative will call you back within 2 business days to schedule an in-person appointment at your convenience.



Mail. You can send your order for forms, instructions, and publications to the Distribution Center nearest to you and receive a response within 10 workdays after your request is received. Find the address that applies to your part of the country.

- **Western part of U.S.:**

Western Area Distribution Center
Rancho Cordova, CA 95743-0001

- **Central part of U.S.:**

Central Area Distribution Center
P.O. Box 8903
Bloomington, IL 61702-8903

- **Eastern part of U.S. and foreign addresses:**

Eastern Area Distribution Center
P.O. Box 85074
Richmond, VA 23261-5074



CD-ROM for tax products. You can order IRS Publication 1796, *Federal Tax Products on CD-ROM*, and obtain:

- Current tax forms, instructions, and publications.

- Prior-year tax forms and instructions.
- Popular tax forms that may be filled in electronically, printed out for submission, and saved for record-keeping.
- Internal Revenue Bulletins.

The CD-ROM can be purchased from National Technical Information Service (NTIS) by calling **1-877-233-6767** or on the Internet at **<http://www.irs.gov/cdorders>**. The first release is available in early January and the final release is available in late February.



CD-ROM for small businesses. IRS Publication 3207, *Small Business Resource Guide*, is a must for every small business owner or any taxpayer about to start a business. This handy, interactive CD contains all the business tax forms, instructions and publications needed to successfully manage a business. In addition, the CD provides an abundance of other helpful information, such as how to prepare a business plan, finding financing for your business, and much more. The design of the CD makes finding information easy and quick and incorporates file formats and browsers that can be run on virtually any desktop or laptop computer.

It is available in March. You can get a free copy by calling **1-800-829-3676** or by visiting the website at **www.irs.gov/smallbiz**.

Tax Publications for Individual Taxpayers

See *How To Get Tax Help* for a variety of ways to get publications, including by computer, phone, and mail.

General Guides

- 1 Your Rights as a Taxpayer
- 17 Your Federal Income Tax (For Individuals)
- 334 Tax Guide for Small Business (For Individuals Who Use Schedule C or C-EZ)
- 509 Tax Calendars for 2003
- 553 Highlights of 2002 Tax Changes
- 910 Guide to Free Tax Services

Specialized Publications

- 3 Armed Forces' Tax Guide
- 54 Tax Guide for U.S. Citizens and Residents Aliens Abroad
- 225 Farmer's Tax Guide
- 378 Fuel Tax Credits and Refunds
- 463 Travel, Entertainment, Gift, and Car Expenses
- 501 Exemptions, Standard Deduction, and Filing Information
- 502 Medical and Dental Expenses
- 503 Child and Dependent Care Expenses
- 504 Divorced or Separated Individuals
- 505 Tax Withholding and Estimated Tax
- 508 Tax Benefits for Work-Related Education
- 514 Foreign Tax Credit for Individuals
- 516 U.S. Government Civilian Employees Stationed Abroad
- 517 Social Security and Other Information for Members of the Clergy and Religious Workers
- 519 U.S. Tax Guide for Aliens
- 520 Scholarships and Fellowships
- 521 Moving Expenses
- 523 Selling Your Home
- 524 Credit for the Elderly or the Disabled
- 525 Taxable and Nontaxable Income
- 526 Charitable Contributions
- 527 Residential Rental Property
- 529 Miscellaneous Deductions

- 530 Tax Information for First-Time Homeowners
- 531 Reporting Tip Income
- 533 Self-Employment Tax
- 534 Depreciating Property Placed in Service Before 1987
- 536 Net Operating Losses (NOLs) for Individuals, Estates, and Trusts
- 537 Installment Sales
- 541 Partnerships
- 544 Sales and Other Dispositions of Assets
- 547 Casualties, Disasters, and Thefts
- 550 Investment Income and Expenses
- 551 Basis of Assets
- 552 Recordkeeping for Individuals
- 554 Older Americans' Tax Guide
- 555 Community Property
- 556 Examination of Returns, Appeal Rights, and Claims for Refund
- 559 Survivors, Executors, and Administrators
- 561 Determining the Value of Donated Property
- 564 Mutual Fund Distributions
- 570 Tax Guide for Individuals With Income From U.S. Possessions
- 571 Tax-Sheltered Annuity Plans (403(b) Plans)
- 575 Pension and Annuity Income
- 584 Casualty, Disaster, and Theft Loss Workbook (Personal-Use Property)
- 587 Business Use of Your Home (Including Use by Day-Care Providers)
- 590 Individual Retirement Arrangements (IRAs)
- 593 Tax Highlights for U.S. Citizens and Residents Going Abroad
- 594 The IRS Collection Process
- 595 Tax Highlights for Commercial Fishermen
- 596 Earned Income Credit (EIC)
- 721 Tax Guide to U.S. Civil Service Retirement Benefits

- 901 U.S. Tax Treaties
- 907 Tax Highlights for Persons with Disabilities
- 908 Bankruptcy Tax Guide
- 911 Direct Sellers
- 915 Social Security and Equivalent Railroad Retirement Benefits
- 919 How Do I Adjust My Tax Withholding?
- 925 Passive Activity and At-Risk Rules
- 926 Household Employer's Tax Guide
- 929 Tax Rules for Children and Dependents
- 936 Home Mortgage Interest Deduction
- 946 How To Depreciate Property
- 947 Practice Before the IRS and Power of Attorney
- 950 Introduction to Estate and Gift Taxes
- 967 IRS Will Figure Your Tax
- 968 Tax Benefits for Adoption
- 969 Medical Savings Accounts (MSAs)
- 970 Tax Benefits for Education
- 971 Innocent Spouse Relief
- 972 Child Tax Credit (For Individuals Sent Here From the Form 1040 or 1040A Instructions)
- 1542 Per Diem Rates
- 1544 Reporting Cash Payments of Over \$10,000
- 1546 The Taxpayer Advocate Service of the IRS

Spanish Language Publications

- 1SP Derechos del Contribuyente
- 579SP Cómo Preparar la Declaración de Impuesto Federal
- 594SP Comprendiendo el Proceso de Cobro
- 596SP Crédito por Ingreso del Trabajo
- 850 English-Spanish Glossary of Words and Phrases Used in Publications Issued by the Internal Revenue Service
- 1544SP Informe de Pagos en Efectivo en Exceso de \$10,000 (Recibidos en una Ocupación o Negocio)

Commonly Used Tax Forms

See *How To Get Tax Help* for a variety of ways to get forms, including by computer, fax, phone, and mail. For fax orders only, use the catalog number when ordering.

Form Number and Title	Catalog Number	Form Number and Title	Catalog Number
1040 U.S. Individual Income Tax Return	11320	2106 Employee Business Expenses	11700
Sch A&B Itemized Deductions & Interest and Ordinary Dividends	11330	2106-EZ Unreimbursed Employee Business Expenses	20604
Sch C Profit or Loss From Business	11334	2210 Underpayment of Estimated Tax by Individuals, Estates, and Trusts	11744
Sch C-EZ Net Profit From Business	14374	2441 Child and Dependent Care Expenses	11862
Sch D Capital Gains and Losses	11338	2848 Power of Attorney and Declaration of Representative	11980
Sch D-1 Continuation Sheet for Schedule D	10424	3903 Moving Expenses	12490
Sch E Supplemental Income and Loss	11344	4562 Depreciation and Amortization	12906
Sch EIC Earned Income Credit	13339	4868 Application for Automatic Extension of Time To File U.S. Individual Income Tax Return	13141
Sch F Profit or Loss From Farming	11346	4952 Investment Interest Expense Deduction	13177
Sch H Household Employment Taxes	12187	5329 Additional Taxes on Qualified Plans (Including IRAs) and Other Tax-Favored Accounts	13329
Sch J Farm Income Averaging	25513	6251 Alternative Minimum Tax—Individuals	13600
Sch R Credit for the Elderly or the Disabled	11359	8283 Noncash Charitable Contributions	62299
Sch SE Self-Employment Tax	11358	8582 Passive Activity Loss Limitations	63704
1040A U.S. Individual Income Tax Return	11327	8606 Nondeductible IRAs	63966
Sch 1 Interest and Ordinary Dividends for Form 1040A Filers	12075	8812 Additional Child Tax Credit	10644
Sch 2 Child and Dependent Care Expenses for Form 1040A Filers	10749	8822 Change of Address	12081
Sch 3 Credit for the Elderly or the Disabled for Form 1040A Filers	12064	8829 Expenses for Business Use of Your Home	13232
1040EZ Income Tax Return for Single and Joint Filers With No Dependents	11329	8863 Education Credits	25379
1040-ES Estimated Tax for Individuals	11340	9465 Installment Agreement Request	14842
1040X Amended U.S. Individual Income Tax Return	11360		