

Which Estates Are Affected by the Federal Estate Tax?: An Examination of the Filing Population for Year-of-Death 2001

by Martha Britton Eller

Under the Economic Growth and Tax Relief Reconciliation Act of 2001, the Federal estate tax is set for temporary repeal in 2010. However, without further Congressional action to permanently repeal the tax, it will reappear and apply to transfers in 2011 and beyond. According to estate tax data collected by the Statistics of Income (SOI) Division of the Internal Revenue Service (IRS), estates filed 109,562 Federal estate tax returns for decedents who died in 2001, and those estates reported \$229 billion in total assets. Less than half of the filing population, 50,456 estates, reported net estate tax, which contributed \$23.7 billion in revenue to Federal inlays.

Estates reported \$70.2 billion in publicly traded stock, the largest asset for 2001 decedents. The second and third largest assets were State and local bonds and personal residences, worth \$21.8 billion and \$19.3 billion, respectively. Estates also reported \$2.4 billion in family limited partnership interests. Publicly traded and closely held stock and real estate were the largest holdings reported in family limited partnerships.

In addition to family limited partnership interests, estates reported interests in other business entities. However, few estates took advantage of protective provisions for small and closely held businesses, which include special use valuation, the qualifying family-owned business deduction, and estate tax deferral. Only 0.8 percent of all 2001 estates reported special use valuation for qualifying real property, and only 1.0 percent of estates claimed the family-owned business deduction. Less than half a percentage point, 0.4 percent of estates, elected to postpone payment of estate tax liabilities due to ownership interests in closely held businesses.

Background: Federal Transfer Tax Law and EGTRRA of 2001

The Federal estate tax, the gift tax, and the generation-skipping transfer tax compose the Federal transfer tax system. The Federal estate tax, passed into

law with the Revenue Act of 1916 and described in Internal Revenue Code (IRC) section 2001, is neither a tax on property nor an inheritance tax on the receipt of property. Rather, the estate tax is a tax on the right to transfer property at death. For deaths that occur in 2005, the filing threshold for property transfers at death is \$1.5 million in total gross estate.

The gift tax, applied to lifetime transfers of property, was imposed by the Revenue Act of 1932, in part to prevent estate tax avoidance schemes. Prior to passage of the 1932 Act, individuals could transfer assets during life and thereby avoid estate taxation at death. Under current 2005 law, an individual may give up to \$11,000 per year to any number of recipients with no Federal gift tax liability.

The generation-skipping transfer (GST) tax, imposed by the Tax Reform Act (TRA) of 1976 and later modified by the 1986 Tax Reform Act, ensures that the transmission of hereditary wealth is taxed at each generation level. This additional tax is applied to the value of property transferred to an individual or individuals two or more generations below that of the decedent. The creation of GST trusts, distributions from the principal of trusts, and the termination of income interests are taxable events under generation-skipping transfer tax law. Direct transfers are also taxable under GST law. Qualifying transfers in excess of \$1.5 million are currently subject to the generation-skipping transfer tax.

Upon passage of TRA of 1976, estate and gift taxes shared a unified framework of graduated and progressive tax rates, while the generation-skipping transfer tax applied the maximum Federal estate tax rate to taxable generation-skipping transfers.

With the Economic Growth and Tax Relief Reconciliation Act (EGTRRA) of 2001, Congress made significant changes to the Federal transfer tax framework. Most noteworthy, of course, was lawmakers' decision to eventually repeal the estate tax, as well as the generation-skipping transfer tax. Beginning with transfers that occur after December 31, 2001, the applicable exclusion amount, or exemption amount, for estates will slowly increase from \$1.0 million in 2002 to \$3.5 million in 2009 (Figure A). For at-death transfers that occur in 2010, no estate tax will apply, as the estate tax is repealed

Martha Britton Eller is an economist with the Special Studies Special Projects Section. This article was prepared under the direction of Barry W. Johnson, Chief.

Which Estates Are Affected by the Federal Estate Tax?: An Examination of the Filing Population for Year-of-Death 2001

Statistics of Income Bulletin | Summer 2005

Figure A

Federal Transfer Tax Rates, by Year of Transfer, 2001-2011

Year of transfer	Estate tax exclusion (\$)	Generation-skipping transfer (GST) tax exclusion (\$)	Highest estate and GST tax rate (percent)	Gift tax exclusion (\$)	Highest gift tax rate (percent)
	(1)	(2)	(3)	(4)	(5)
2001	675,000	1,000,000	55	675,000	55
2002	1,000,000	1,000,000	50	1,000,000	50
2003	1,000,000	1,000,000	49	1,000,000	49
2004	1,500,000	1,500,000	48	1,000,000	48
2005	1,500,000	1,500,000	47	1,000,000	47
2006	2,000,000	2,000,000	46	1,000,000	46
2007	2,000,000	2,000,000	45	1,000,000	45
2008	2,000,000	2,000,000	45	1,000,000	45
2009	3,500,000	3,500,000	45	1,000,000	45
2010	Unlimited	Unlimited	NA	1,000,000	* 35
2011	1,000,000	1,000,000	55	1,000,000	35

*NOTE: In 2010 and 2011, the highest gift tax rate equals the highest Federal income tax rate.

for deaths in 2010. The highest estate and GST tax rates will decrease between 2002 and 2009, from 50 percent to 45 percent. The lifetime GST exclusion remained at \$1.0 million, adjusted for inflation, until 2004, at which time the GST exclusion became equal to the estate tax exclusion of \$1.5 million; the two exclusions will remain equal through 2009. According to EGTRRA, the lifetime exclusion for gifts will increase from \$675,000 in 2001 to \$1.0 million for gifts given in 2002. The exclusion will remain at \$1.0 million through 2010 and beyond, since Congressional lawmakers did not repeal the Federal gift tax. EGTRRA includes a “sunset” requirement, which effectively means that all provisions set forth in the 2001 Act will expire after December 31, 2010.

Tax Law in Effect for 2001 Deaths

The estate of a decedent who, at death, owns assets valued in excess of the estate tax applicable exclusion amount, or filing threshold, must file a Federal estate tax return, Form 706, U.S. Estate (and Generation-Skipping Transfer) Tax Return. For decedents who died in 2001, the exclusion amount was \$675,000. For estate tax purposes, the value of property included in gross estate is fair market value (FMV), defined as “the price at which the property would change hands between a willing buyer and a

willing seller, neither being under any compulsion to buy or to sell and both having reasonable knowledge of all relevant facts,” according to Regulation 20.2031-1(b) of the IRC.¹ The gross estate consists of all property, whether real or personal, tangible or intangible, including “all property in which the decedent had an interest at the time of his or her death and certain property transferred during the lifetime of the decedent without adequate consideration; certain property held jointly by the decedent with others; property over which the decedent had a general power of appointment; proceeds of certain insurance policies on the decedent’s life; dower or curtesy of a surviving spouse; and certain life estate property for which the marital deduction was previously allowed.”² Specific items of gross estate include real estate, cash, stocks, bonds, businesses, and decedent-owned life insurance policies, among others. Assets of gross estate are valued at a decedent’s date of death, unless the estate’s executor or administrator elects to value assets at an alternate valuation date, 6 months from the date of death, described in IRC section 2032. Alternate value may be elected only if the value of the estate, as well as the estate tax, is reduced between the date of death and the alternate date. The estate tax return is due 9 months from the date of the decedent’s death, although a 6-month extension may be allowed.

¹ *United States Tax Reporter, Estate and Gift Taxes*, Volumes I and II, Research Institute of America, 1996. This publication provides an overview of tax law, Internal Revenue Code text, House and Senate committee reports, U.S. Treasury regulations, and a general explanation of the tax code.

² *Ibid.*

Which Estates Are Affected by the Federal Estate Tax?: An Examination of the Filing Population for Year-of-Death 2001

Statistics of Income Bulletin | Summer 2005

Who Files Federal Estate Tax Returns?: A Look at the Decedent Population

In 2001, some 109,562 individuals died with gross estates above the estate tax exclusion amount of \$675,000 in assets. These decedents owned more than \$229 billion in total assets and reported almost \$23.7 billion in net estate tax liability. Estate tax decedents in 2001 represented less than 1 percent of the total U.S. population, according to population data from the U.S. Bureau of the Census, and the deaths of estate tax decedents represented 4.6 percent of all deaths that occurred for Americans during 2001, according to vital statistics data collected by the U.S. National Center for Health Statistics.³ Estate tax decedents for whom a tax liability was reported, 50,456, represented only 2.1 percent of the U.S. decedent population for 2001.

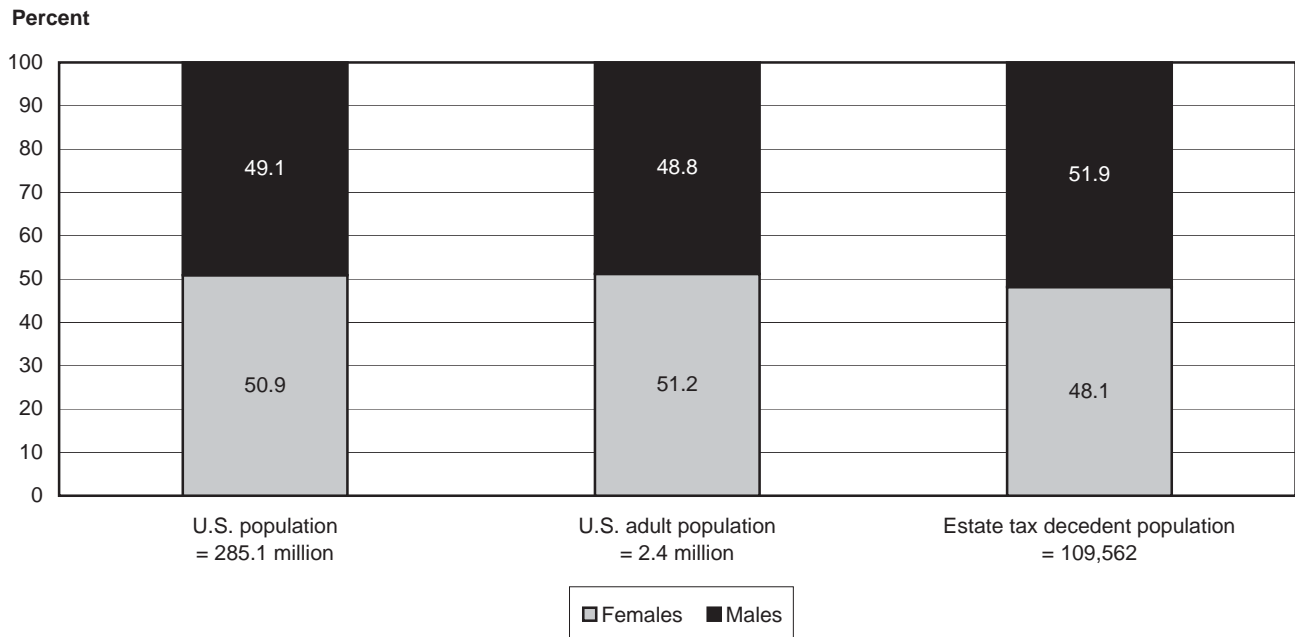
While both the living and dying populations were almost equally divided between the sexes in 2001, as females comprised 50.9 percent of the total

U.S. population and 51.2 percent of adult deaths, the 2001 population of estate tax decedents included a slight majority of males, 56,853, or 51.9 percent of estate tax decedents (Figure B).⁴

Figure C shows average age at death for estate tax decedents and other U.S. decedents for selected years of death. For all years, including year-of-death 2001, ages at death for estate tax decedents followed life expectancy patterns observed in the U.S. population, with females outliving their male counterparts. However, the longevity of U.S. women, evidenced in the general U.S. population, is even more pronounced in the population of estate tax decedents. For example, while U.S. women, on average, live 81.9 years, according to 2001 life expectancy data from the National Center for Health Statistics, female estate tax decedents lived, on average, 82.0 years.⁵ Also in year-of-death 2001, male estate tax decedents lived, on average, 76.9 years, about 5 years less than female estate tax decedents. Male estate tax decedents did exceed the life expectancy of their nones-

Figure B

Composition of Living and Decedent Populations in 2001, by Sex



³ Population estimates are from "Annual Estimates of the Population for the United States and for Puerto Rico: April 1, 2000, to July 1, 2004," Population Division, U.S. Census Bureau, December 2004. Total adult deaths represent those of individuals age 20 and over, plus deaths for which age was unavailable. Death statistics are from Volume 52, Number 3, Table 3, Centers for Disease Control and Prevention, National Center for Health Statistics, U.S. Department of Health and Human Services, September 2003.

⁴ Population estimates by sex are from "Annual Estimates of the Population by Sex and Selected Age Groups for United States: April 1, 2000, to July 1, 2003," Population Division, U.S. Census Bureau, June 2004.

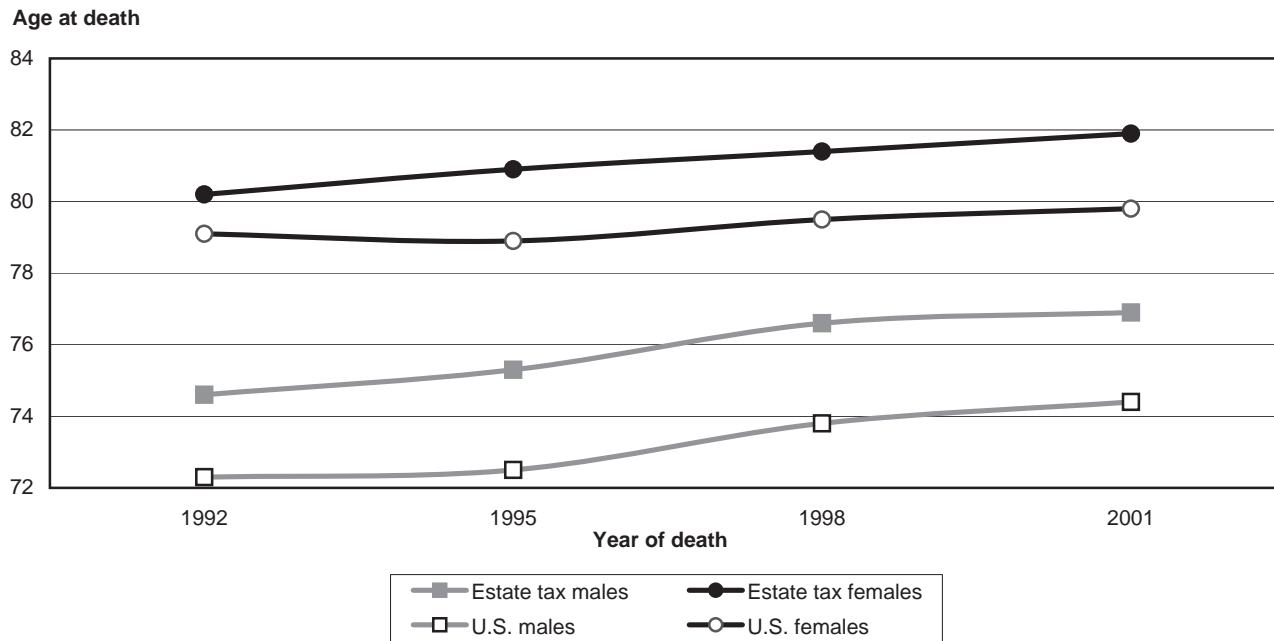
⁵ Life expectancy data available from "Estimated Life Expectancy at Birth in Years, By Race and Sex, Death-Registration States, 1900-28, and United States, 1929-2002," National Vital Statistics Reports, Volume 53, Number 6, November 2004.

Which Estates Are Affected by the Federal Estate Tax?: An Examination of the Filing Population for Year-of-Death 2001

Statistics of Income Bulletin | Summer 2005

Figure C

Average Age at Death for Estate Tax and U.S. Decedents, Selected Years of Death



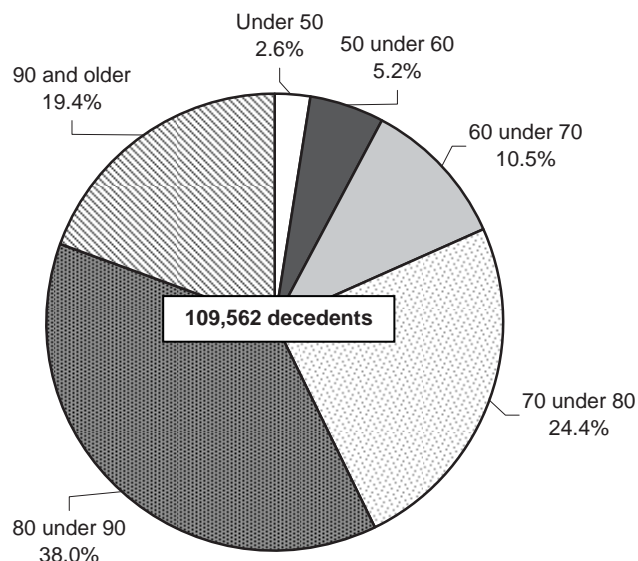
tate tax counterparts, since the average expected age at death for all U.S. males in 2001 was 74.4 years.

Figure D presents the age composition of the 2001 estate tax decedent population. Decedents who were at least 80 years old but under 90 made up the largest share, 38.0 percent, of the 2001 estate tax decedent population. The second and third largest shares were decedents in the “70 under 80” and “90 and older” categories, at 24.4 percent and 19.4 percent of the decedent population, respectively.

A decedent’s marital status at death reasonably predicts whether or not the estate reports an estate tax liability. In the 2001 estate tax decedent population, 43.7 percent of decedents were married at death, while the remaining members of the population, 56.4 percent, were either widowed, single, divorced, legally separated, or marital status unknown (Figure E). For married decedents, only 11.0 percent reported a tax liability, compared to a much higher likelihood of reported liability in the other categories; between 69.8 percent and 74.4 percent of decedents in these other categories reported a tax liability (Figure F). For decedents who are married at death, executors may use the unlimited marital deduction to avoid liability. Under the deduction, the first spouse to die may leave an unlimited amount of property to

Figure D

Age Composition of 2001 Estate Tax Decedents



the surviving spouse and, thereby, postpone payment of estate taxes until the death of the second spouse.

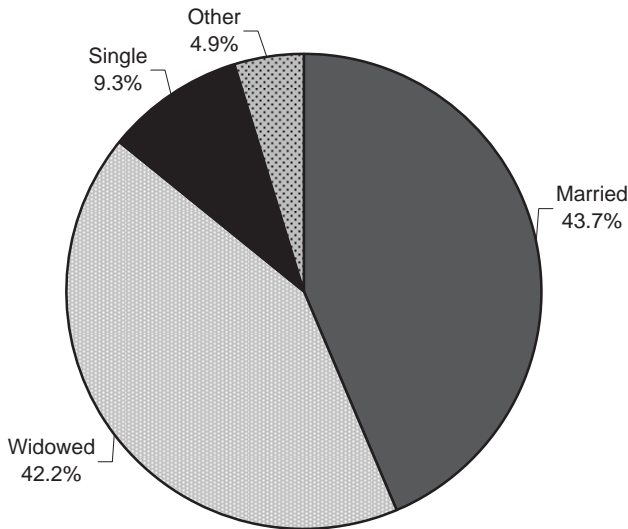
The greater probability of female estate tax decedents to report a tax liability, compared to their

Which Estates Are Affected by the Federal Estate Tax?: An Examination of the Filing Population for Year-of-Death 2001

Statistics of Income Bulletin | Summer 2005

Figure E

2001 Estate Tax Decedents, by Marital Status



NOTE: Other category includes divorced, legally separated, or marital status unknown.

male counterparts, may be explained by a combination of marital status and age at death. Estates of females are taxable in 58.0 percent of all cases, whereas estates of males are taxable in only 35.0 percent of all cases. However, as Figure G shows, female decedents are more likely to be widowed, since they live longer than their spouses, while male decedents are more likely to be married and therefore utilize the available marital deduction. For the 2001 population as a whole, females bequeathed only \$13.5 billion to their spouses, while males bequeathed almost \$58.6 billion.

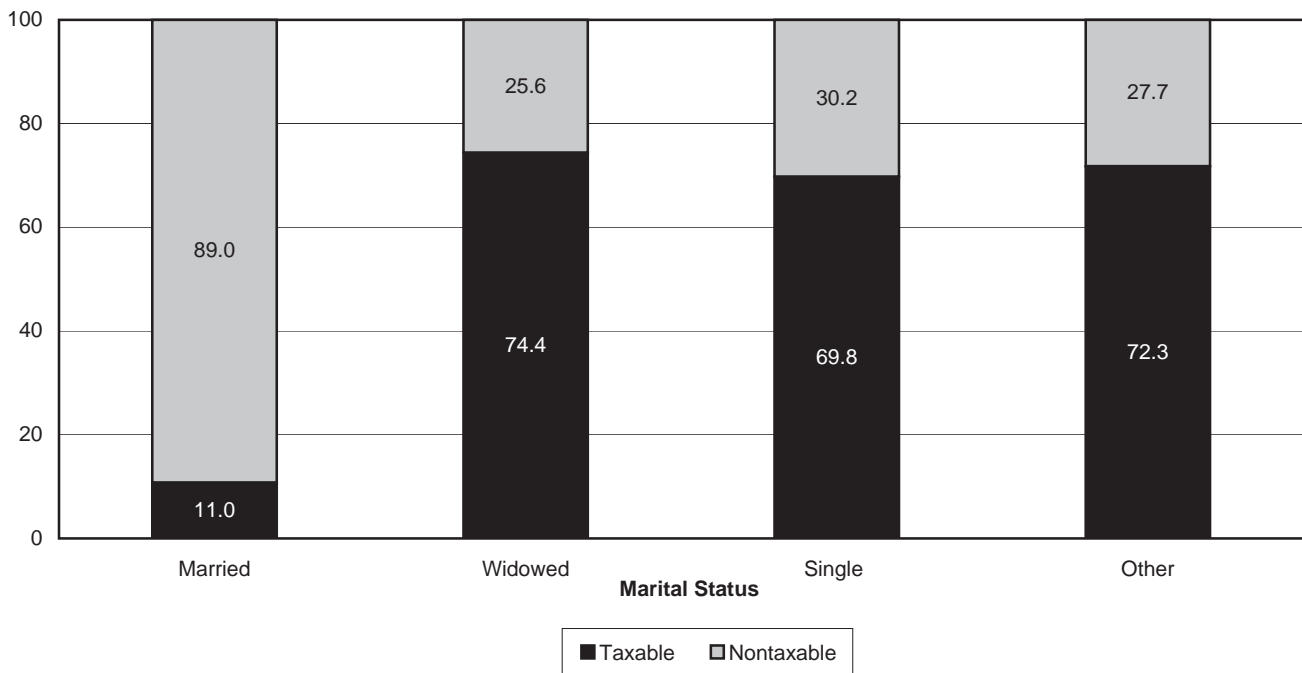
Asset Portfolios in 2001

In accordance with IRS rules and to substantiate reported values of total gross estate, tax preparers must supply inventories of decedents' asset portfolios on Federal estate tax returns. Reported asset values may be reduced from FMV by the use of valuation discounts for certain characteristics or qualities of ownership, such as lack of control or lack of marketability. The figures reported in this section are post-

Figure F

Percentage of Taxable and Nontaxable Returns, by Marital Status of 2001 Estate Tax Decedents

Percent



NOTE: Other category includes divorced, legally separated, or marital status unknown.

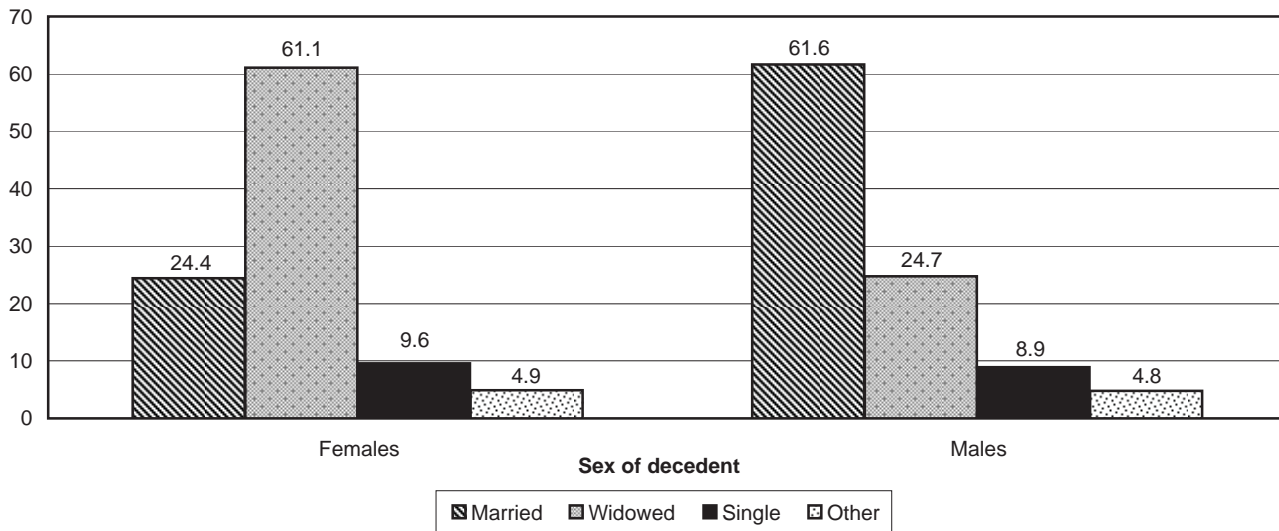
Which Estates Are Affected by the Federal Estate Tax?: An Examination of the Filing Population for Year-of-Death 2001

Statistics of Income Bulletin | Summer 2005

Figure G

Marital Status of 2001 Estate Tax Decedents, by Sex

Percent



NOTE: Other category includes divorced, legally separated or marital status unknown.

discount figures, i.e., after the value of ownership interests have been reduced by any discounts.

Of the reported \$229 billion in total assets, estates for decedents who died in 2001 reported more than \$70.2 billion in publicly traded stock (Figure H). This asset, the largest for 2001 decedents, represented 30.7 percent of total assets. The second largest asset, \$26.7 billion, was cash holdings, including savings and checking accounts, certificates of deposit, and money market accounts. Estates held \$21.8 billion in tax-exempt State and local bonds, making them the third largest asset for 2001 decedents.

The estates of female decedents held 41.9 percent of total assets for 2001 decedents. Of their reported \$95.9 billion in assets, these females, at their deaths, held 32.7 percent, or \$31.4 billion, in publicly traded stock (Figure I). Stock investments were, by far, their largest asset holding. Cash assets and tax-exempt State and local bonds were females' second and third largest holdings. Cash represented 14.1 percent of their total portfolio, and State and local bonds represented 11.5 percent of the portfolio.

Estates of male decedents reported \$133.0 billion in total assets, of which 29.2 percent consisted of publicly traded stock, the largest investment for male decedents (Figure J). Male decedents held \$13.2 billion in cash assets, their second largest portfolio

Figure H

Asset Composition of 2001 Estate Tax Decedents

[Money amounts are in thousands of dollars]

Asset type	Amount [1]	Percent of total gross estate
Total	229,027,108	100.0
Publicly traded stock	70,205,502	30.7
Cash	26,699,740	11.7
State and local bonds	21,839,870	9.5
Personal residence	19,270,322	8.4
Annuities, retirement assets	17,855,704	7.8
Real estate, improved	14,095,755	6.2
Closely held stock	10,340,255	4.5
Insurance, face value	6,869,693	3.0
Other Federal bonds	5,667,806	2.5
Real estate, farm land	5,640,202	2.5
Mortgages and notes	3,972,703	1.7
Other assets	3,836,236	1.7
Limited partnerships	3,616,695	1.6
Family limited partnerships	2,423,606	1.1
Real estate, vacant land	3,029,428	1.3
Other noncorporate businesses	2,941,570	1.3
Corporate and foreign bonds	2,559,331	1.1
Real estate partnerships	1,950,923	0.9
Other mutual funds	1,599,205	0.7
Federal savings bonds	1,139,235	0.5
Farm assets	845,254	0.4
Art	837,406	0.4
Depletable/intangible	685,338	0.3
Bond funds	615,910	0.3
Real estate, mutual funds	489,419	0.2

[1] For tax purposes.

Which Estates Are Affected by the Federal Estate Tax?: An Examination of the Filing Population for Year-of-Death 2001

Statistics of Income Bulletin | Summer 2005

Figure I

Asset Composition for Estates of 2001 Female Decedents

[Money amounts are in thousands of dollars]

Asset type	Amount [1]	Percent of total gross estate
Total	95,971,319	100.0
Publicly traded stock	31,398,772	32.7
Cash	13,500,888	14.1
State and local bonds	11,047,216	11.5
Personal residence	9,045,621	9.4
Real estate, improved	5,778,586	6.0
Annuities, retirement assets	5,024,894	5.2
Other Federal bonds	2,698,983	2.8
Closely held stock	2,476,044	2.6
Real estate, farm land	2,349,660	2.4
Other assets	1,821,615	1.9
Corporate and foreign bonds	1,345,361	1.4
Mortgages and notes	1,309,121	1.4
Real estate, vacant land	1,182,312	1.2
Limited partnerships	1,099,585	1.1
Insurance	1,081,076	1.1
Family limited partnerships	1,033,752	1.1
Other mutual funds	659,054	0.7
Federal savings bonds	651,612	0.7
Other noncorporate businesses	592,054	0.6
Art	474,233	0.5
Real estate partnerships	373,910	0.4
Bond funds	343,155	0.4
Depletable/intangible	265,689	0.3
Real estate, mutual funds	228,696	0.2
Farm assets	189,430	0.2

[1] For tax purposes.

asset. Investment in retirement assets, including contribution-type plans, such as 401Ks, IRAs, and Keoghs, and annuity-type plans, were the third largest investment, worth \$12.8 billion and 9.6 percent of total assets.

While valuation discount data are not available for year-of-death 2001, Filing Year 2001 data are available and may lend some perspective to year-of-death figures.⁶ Estates for Filing Year 2001 reported \$3.6 billion in valuation discounts, or 1.7 percent of total gross estate, across all asset categories, and those estates most frequently reduced the value of stock, real estate, and noncorporate business assets (Figure K). Figure L presents the reported reduction in value attributable to discounts. Reported discounts for Filing Year 2001 reduced the value of stock, both common and closely held, by 2.1 percent,

the value of real estate by 2.3 percent, and the value of noncorporate business assets by 13.3 percent.

Estates with Family Limited Partnership Interests

For business owners across all sectors of the U.S. economy, especially in oil and gas, real estate, and equipment leasing, the limited partnership is a common organizational and legal entity. The limited partnership consists of a general partner, who manages daily business activity and assumes much of the financial burden of the business, and limited partners, who invest capital in the business but have limited liability.

While family-owned businesses are frequently organized as limited partnerships, for several years

Figure J

Asset Composition for Estates of 2001 Male Decedents

[Money amounts are in thousands of dollars]

Asset type	Amount [1]	Percent of total gross estate
Total	133,055,790	100.0
Publicly traded stock	38,806,730	29.2
Cash	13,198,852	9.9
Annuities, retirement assets	12,830,810	9.6
State and local bonds	10,792,654	8.1
Personal residence	10,224,701	7.7
Real estate, improved	8,317,169	6.3
Closely held stock	7,864,210	5.9
Insurance, face value	5,788,617	4.4
Real estate, farm land	3,290,543	2.5
Other Federal bonds	2,968,823	2.2
Mortgages and notes	2,663,582	2.0
Limited partnerships	2,517,110	1.9
Other noncorporate businesses	2,349,516	1.8
Other assets	2,014,621	1.5
Real estate, vacant land	1,847,116	1.4
Real estate partnerships	1,577,013	1.2
Family limited partnerships	1,389,855	1.0
Corporate and foreign bonds	1,213,970	0.9
Other mutual funds	940,151	0.7
Farm assets	655,824	0.5
Federal savings bonds	487,623	0.4
Depletable/intangible	419,649	0.3
Art	363,173	0.3
Bond funds	272,755	0.2
Real estate, mutual funds	260,723	0.2

[1] For tax purposes.

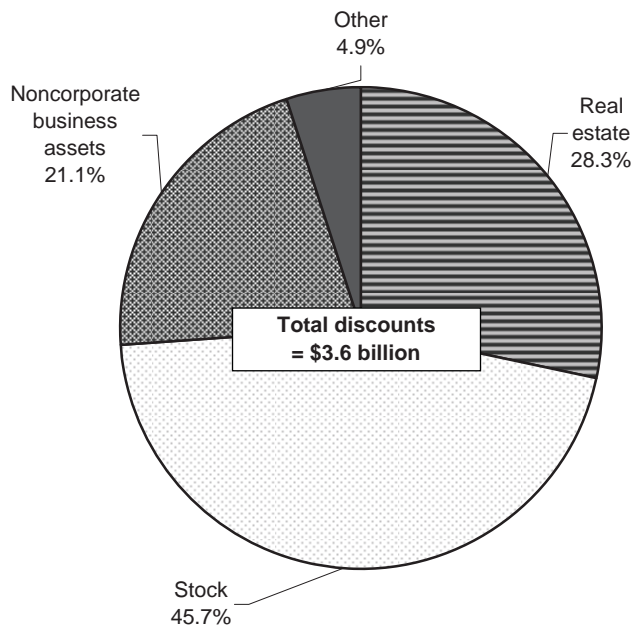
⁶ For SOI study year 2001 and prior years, processing of Federal estate tax returns was located at the Ogden Submission Processing Center. Post-2001 studies have been moved to the Cincinnati Submission Processing Center. Since valuation discount data are difficult to identify and extract from Federal estate tax returns, these data were removed from the 2002 and 2003 studies. However, the identification and extraction of such data were reintroduced in 2004, so that post-2004 filing year and year-of-death data will include valuation discount information.

Which Estates Are Affected by the Federal Estate Tax?: An Examination of the Filing Population for Year-of-Death 2001

Statistics of Income Bulletin | Summer 2005

Figure K

Composition of Valuation Discounts, by Asset Type, Filing Year 2001



NOTE: Other category includes bonds, mortgages and notes, mutual funds, cash assets, depletables/intangibles, farm assets, and insurance.

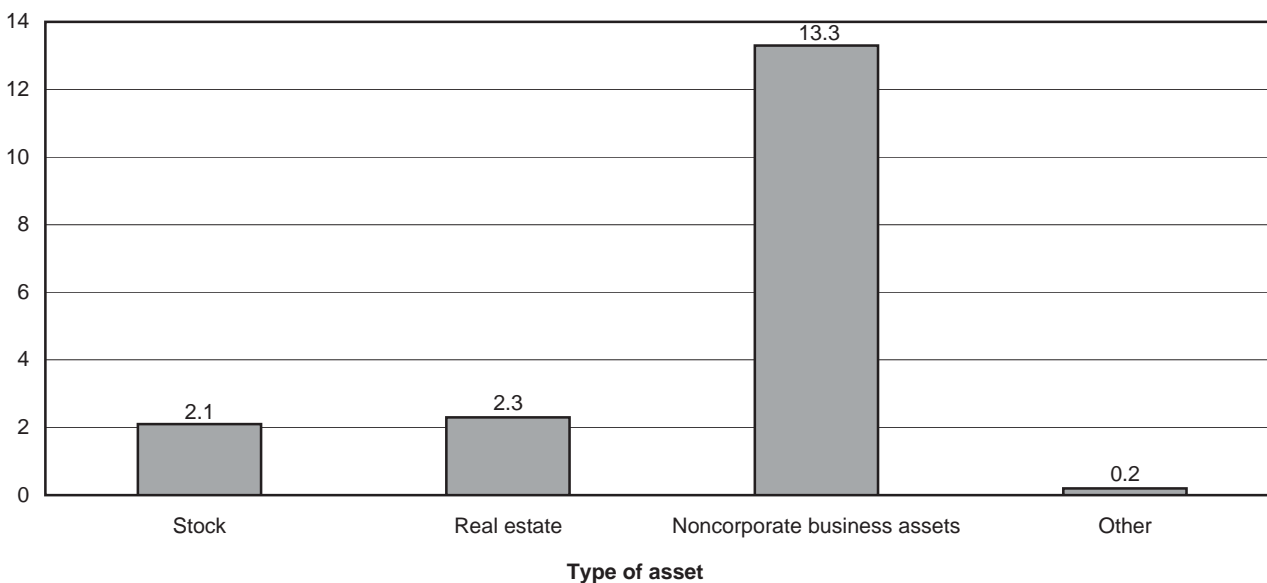
now, wealth management and estate planning professionals have advocated use of the entities as tax shelters for family wealth. In these family limited partnerships (FLPs), which may hold a variety of assets, including common stock, real estate, and cash or cash equivalents, parents typically retain only a small general partnership interest and slowly give limited partnership interests to their children through lifetime gifts—using the annual exclusion available under the Federal gift tax—or bequests. For the parent who is a general partner, the primary goal of this arrangement is to reduce the wealth that will eventually be included in his or her estate or the estate of any surviving spouse.

For decedents who died in 2001, only a small fraction, 1.8 percent, of estates included interests in family limited partnerships, whether operating family businesses or mere estate-planning devices. These 1,951 estates reported \$2.4 billion in family limited partnership interests (Figure M). Relatively small estates, those with total assets greater than \$1.0 million but less than \$2.5 million, represented 41.3 percent of all estates that reported FLPs. This category of estate held \$351.6 million in FLP assets. The next two larger estate categories, \$2.5 million under

Figure L

Reduction in Value of Assets Due to Discounts, Filing Year 2001

Percent reduction



NOTE: Other category includes divorced, legally separated, or marital status unknown.

Which Estates Are Affected by the Federal Estate Tax?: An Examination of the Filing Population for Year-of-Death 2001

Statistics of Income Bulletin | Summer 2005

Figure M

Family Limited Partnership Holdings, by Tax Status and Size of Gross Estate, Tax Purposes, 2001 Estate Tax Decedents

[Money amounts are in thousands of dollars]

Tax status and size of gross estate, tax purposes	Family limited partnerships	
	Number	Amount
All returns	1,951	2,423,606
\$675,000 under \$1.0 million	473	144,982
\$1.0 million under \$2.5 million	805	351,554
\$2.5 million under \$5.0 million	349	296,423
\$5.0 million under \$10.0 million	183	359,546
\$10.0 million under \$20.0 million	84	329,463
\$20.0 million or more	57	941,637
Nontaxable returns	1,011	920,325
\$675,000 under \$1.0 million	247	75,948
\$1.0 million under \$2.5 million	508	214,561
\$2.5 million under \$5.0 million	148	105,317
\$5.0 million under \$10.0 million	59	109,745
\$10.0 million under \$20.0 million	31	114,980
\$20.0 million or more	18	299,774
Taxable returns	940	1,503,281
\$675,000 under \$1.0 million	227	69,035
\$1.0 million under \$2.5 million	296	136,993
\$2.5 million under \$5.0 million	201	191,107
\$5.0 million under \$10.0 million	125	249,800
\$10.0 million under \$20.0 million	53	214,483
\$20.0 million or more	39	641,863

\$5.0 million and \$5.0 million under \$10.0 million, included similar FLP holdings, \$296.4 million and \$359.5 million, respectively. Estates with FLPs were almost equally divided in terms of taxability, with 48.2 percent reporting a tax liability and 51.8 percent reporting no liability.

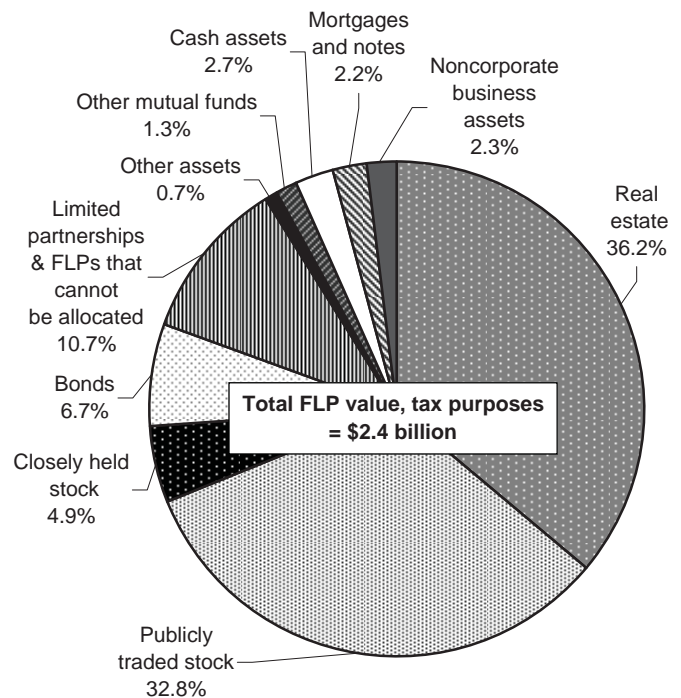
Figure N presents the overall asset composition of FLPs, as reported by estates. By far, the two most prevalent FLP assets were stock and real estate. Total stock holdings, including closely held and publicly traded stock, represented almost 38.0 percent, of all FLP assets, although publicly traded stock made up the largest share, 87.1 percent (\$947.6 million), of stock holdings. Total real estate represented 36.2 percent of FLP assets and included personal residences, improved and unimproved real estate, real estate partnerships, and real estate mutual funds, such as real estate investment trusts (REITs). Estates reported limited partnership interests or FLPs with

undeterminable content as the third largest asset category in FLPs representing 10.7 percent. The remaining FLP assets were distributed across a handful of asset categories: bonds, cash assets, such as money market accounts and certificates of deposit; noncorporate business assets; mortgages and notes; other assets, including life insurance and retirement assets; and mixed mutual funds, which contain a variety of investment instruments.⁷

The estates of female and male decedents held similar assets in family limited partnerships, although the distribution of asset types across partnerships varied somewhat by sex (Figure O). For both sexes, less than 2.0 percent of estates held FLP assets; 1.8 percent of females and 1.0 percent of males reported FLP holdings at death. The estates of females held \$1.0 billion in FLP assets, and the estates of males held \$1.4 billion in FLP assets, although, for both,

Figure N

Composition of Family Limited Partnerships, 2001 Estate Tax Decedents



⁷ During SOI return processing, assets in family limited partnerships were allocated to specific asset categories according to the supporting documentation supplied with estate tax returns.

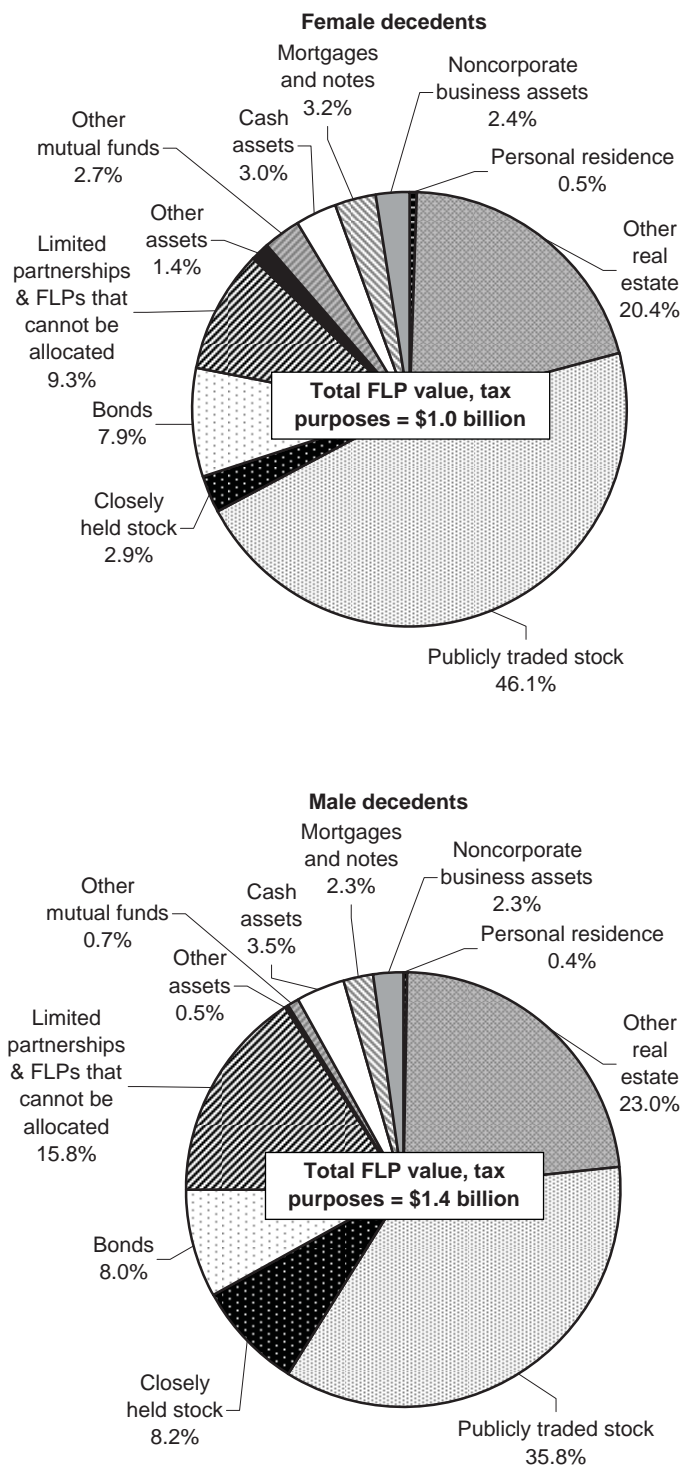
If supporting documentation was not available with a return and a partnership made up more than 10 percent of total gross estate, IRS personnel called the return preparer for a listing of FLP assets. If the partnership was less than 10 percent of total gross estate, the total FLP value was coded using a "unallocable FLP" code. These FLP's will be called "unallocable" FLP's throughout the rest of this article.

Which Estates Are Affected by the Federal Estate Tax?: An Examination of the Filing Population for Year-of-Death 2001

Statistics of Income Bulletin | Summer 2005

Figure 0

Composition of Family Limited Partnerships, by Sex, 2001 Estate Decedents



FLP assets represented just over 1.0 percent of total gross estate for all decedents.

All estates, for both females and males, reported stock and real estate as the top two asset holdings. Estates of females reported stock as the largest category of FLP assets, as stock made up 49.0 percent of all FLP assets; publicly traded stock was 46.1 percent of FLP assets, and closely held stock was 2.9 percent of FLP assets. Females reported all other real estate as the second largest FLP asset category at 20.4 percent of all FLP assets; personal residences were only 0.5 percent of all FLP assets. Limited partnerships/unallocable FLPs were females' third largest FLP asset categories.

For the estates of male decedents, stock was the most popular asset holding in the FLP. Stock, both publicly traded and closely held accounted for 44.0 percent of all FLP assets; publicly traded stock made up 35.8 percent of all FLP assets, while closely held stock made up 8.2 percent of all FLP assets. Other real estate was the second largest component of FLPs held by male decedents. Other real estate accounted for 23.0 percent of FLPs with personal residences only a small component of FLP real estate holdings.

Figures P and Q present FLP data for 2001 decedents by marital status and age, respectively. Estates of married decedents most frequently reported family limited partnerships, with 2.4 percent of all married decedents holding FLP assets. Estates of widowed decedents reported FLP assets in 1.4 percent of all cases. Of course, married and widowed decedents are more likely than other decedents to have children to whom they may pass limited partnership interests. Estates of decedents who were single were least likely to report FLP assets; only 0.7 percent of these decedents held assets in such partnerships. These decedents reported \$760,000 in FLP assets per estate.

In terms of age, decedents between the ages of 60 and 89 were almost equally likely to hold FLP assets. About 2.0 percent of these estates reported family limited partnerships. Estates of the oldest decedents, those 90 and older, reported FLP holding with the least frequency. Of course, this is expected, given that these oldest decedents have had years to pass partnership interests to children and others.

Estates of decedents 90 and older reported the largest average FLP holdings, about \$2.1 million per estate, while estates of decedents under 50 reported the smallest average FLP holdings, \$657,000 per

Which Estates Are Affected by the Federal Estate Tax?: An Examination of the Filing Population for Year-of-Death 2001

Statistics of Income Bulletin | Summer 2005

Figure P

Family Limited Partnerships Holdings, by Marital Status, 2001 Estate Tax Decedents

[Money amounts are in thousands of dollars]

Marital status	All decedents	Decedents with family limited partnership holdings			Percent of all decedents with family limited partnership holdings
	Number	Number	Amount	Average FLP Value	
	(1)	(2)	(3)	(4)	
Total	109,563	1,951	2,423,606	1,242	1.8
Married	47,846	1,164	1,382,743	1,188	2.4
Widowed	46,257	667	899,159	1,348	1.4
Single	10,138	71	54,313	760	0.7
Other	5,322	48	87,391	1,821	0.9

NOTE: Other category includes divorced, legally separated or marital status unknown.

Figure Q

Family Limited Partnership Holdings, by Age at Death, 2001 Estate Tax Decedents

[Money amounts are in thousands of dollars]

Age	All decedents	Decedents with family limited partnership holdings			Percent of all decedents with family limited partnership holdings
	Number	Number	Amount	Average FLP Value	
	(1)	(2)	(3)	(4)	
Total	109,562	1,951	2,423,606	1,242	1.8
Under 50	2,795	48	31,307	657	1.7
50 under 60	5,698	88	93,002	1,060	1.5
60 under 70	11,515	228	242,134	1,060	2.0
70 under 80	26,749	546	704,494	1,290	2.0
80 under 90	41,595	801	860,611	1,074	1.9
90 and older	21,210	239	492,058	2,057	1.1

NOTE: Other category includes divorced, legally separated or marital status unknown.

estate. These youngest decedents were still accumulating wealth at the time of their deaths and certainly had not begun to consider asset divestiture plans, such as the formation of FLPs and the “gifting” of FLP interests.

In addition to reducing the size of an individual’s eventual estate, gifting interests in a family limited partnership is attractive for another reason. Because limited partnership interests have little, if any, influence on the activity of a partnership, the valuation of these interests may be significantly reduced by valuation discounts, such as discounts for lack of control or lack of marketability. Use of substantial discounts allows estates to minimize both the value of the reported limited partnership interest and the reported Federal estate or gift tax liability. The figures reported in this section are postdiscount figures, i.e., after the value of FLP interests have been reduced by any

discounts. This means that decedents who died in 2001 transferred property that was originally valued at more than the reported \$2.4 billion in FLP assets. According to IRS estate and gift tax attorneys, who review and audit Federal estate tax returns, and various private-sector studies of valuation discounting, recent discounts of FLP interests range between 30 percent and 60 percent.⁸

Charitable Giving by 2001 Estate Tax Decedents

Deductions allowed in the calculation of taxable estate, defined as gross estate less deductions, include funeral expenses, executors’ commissions, attorneys’ fees, other administrative expenses and losses, debts and mortgages, medical debts, bequests to surviving spouses, and charitable contributions. According to IRC section 2055, “the value of the taxable estate

⁸ SOI personnel gathered this information through meetings with national estate and gift tax attorneys from the IRS Estate and Gift Tax Administration and through examination of FLP documentation that accompanies estate and gift tax returns.

Which Estates Are Affected by the Federal Estate Tax?: An Examination of the Filing Population for Year-of-Death 2001

Statistics of Income Bulletin | Summer 2005

Figure R

Top Charitable Bequests to Recipient Organizations, 2001 Estate Tax Decedents

[Money amounts are in thousands of dollars]

Type of organization	Bequest amount	Percent of total bequests
Total	20,435,256	100.0
Philanthropy, volunteerism (T)	9,947,821	48.7
Educational institution (B)	3,734,069	18.3
Religion, spiritual development (X)	1,815,778	8.9
Health, general & rehabilitative (E)	1,054,873	5.2
Human service (P)	725,234	3.5
Arts, culture, humanities (A)	671,322	3.3
Disease, disorder, medical disciplines (G)	461,185	2.3
Unknown	880,424	4.3

NOTES: National Taxonomy of Exempt Entities (NTEE) code is given in parentheses. In all, there are 26 entity types in the NTEE system of coding. Here other/unknown category includes all other entity types not specifically listed and entity type unknown. In Table 4 of this article, entity types are combined into 10 broad categories.

Charitable bequests presented in this figure are gross charitable bequests. Unlike the charitable deduction value reported in Table 2, gross charitable bequests have not been reduced by Federal estate, generation-skipping, and State death taxes. Since the charitable deduction is not allowed for these taxes that are paid out of property designated for charity, gross charitable bequests are larger than the charitable deduction.

shall be determined by deducting from the value of the gross estate the amount of all bequests, legacies, devises, or transfers” to qualifying charitable institutions, including organizations that conduct religious, charitable, scientific, literary, and educational activities, among others.

In year of death 2001, some 17.2 percent of all estate tax decedents left bequests to qualifying charitable organizations. Gross charitable bequests exceeded \$20.4 billion, which was equivalent to 8.9 percent of all decedents’ total gross estate.

Charitable organizations are divided into categories that describe their general activities and are set forth in the National Taxonomy of Exempt Entities (NTEE) Classification System developed by the National Center for Charitable Statistics. The largest combined bequest went to qualifying organizations that promote philanthropy and giving. Decedent donors left \$9.9 billion in cash and other assets to these types of organizations (Figure R). Educational organizations that are formally constituted and organizations that support educational entities received \$3.7 billion in bequests from decedents who died in 2001. This amount represented a little less than a quarter of all bequests. Religious and spiritual development charities received \$1.8 billion in bequests, or 8.9 percent of total bequests; this category does not include

educational institutions, hospitals, etc., operated by religious groups, as these institutions are allocated to charitable contribution categories by activity rather than ownership.

Charitable bequest data by sex suggest that female and male decedents, as charitable donors, ascribe to somewhat similar giving patterns. The top three categories of recipient charities were the same for females and males (Figure S). Overall, however, women and men did not always show similar preferences among charities. Organizations that promote philanthropy and giving, such as private grantmaking foundations, received the largest bequest from the estates of both males and females; however, the estates of males gave more than double than that of the estates of females, 63.8 and 30.0 percent. Educational institutions received the second largest bequest from both estates, with 24.5 percent of females’ bequests going to that type of organization and 13.2 percent of males’ bequests. Religion and spiritual development organizations received the third largest bequest from both sexes, accounting for 13.2 percent of females’ total charitable bequests but only 5.4 percent from their male counterparts.

Figure S

Top Charitable Bequests to Recipient Organizations, 2001 Estate Tax Decedents

[Money amounts are in thousands of dollars]

Type of organization	Bequest amount	Percent of total bequests
Females		
Total	9,156,456	100.0
Philanthropy, volunteerism (T)	2,746,348	30.0
Educational institutions (B)	2,246,252	24.5
Religion, spiritual development (X)	1,208,487	13.2
Unknown	329,850	3.6
Males		
Total	11,278,800	100.0
Philanthropy, volunteerism (T)	7,201,473	63.8
Educational institutions (B)	1,487,817	13.2
Religion, spiritual development (X)	607,291	5.4
Unknown	550,574	4.9

NOTES: National Taxonomy of Exempt Entities (NTEE) code is given in parentheses. In all, there are 26 entity types in the NTEE system of coding. Here other/unknown category includes all other entity types not specifically listed and entity type unknown. In Table 4 of this article, entity types are combined into 10 broad categories.

Charitable bequests presented in this figure are gross charitable bequests. Unlike the charitable deduction value reported in Table 2, gross charitable bequests have not been reduced by Federal estate, generation-skipping, and State death taxes. Since the charitable deduction is not allowed for these taxes that are paid out of property designated for charity, gross charitable bequests are larger than the charitable deduction.

Which Estates Are Affected by the Federal Estate Tax?: An Examination of the Filing Population for Year-of-Death 2001

Statistics of Income Bulletin | Summer 2005

Estates' Use of Special Provisions for Small and Closely Held Businesses

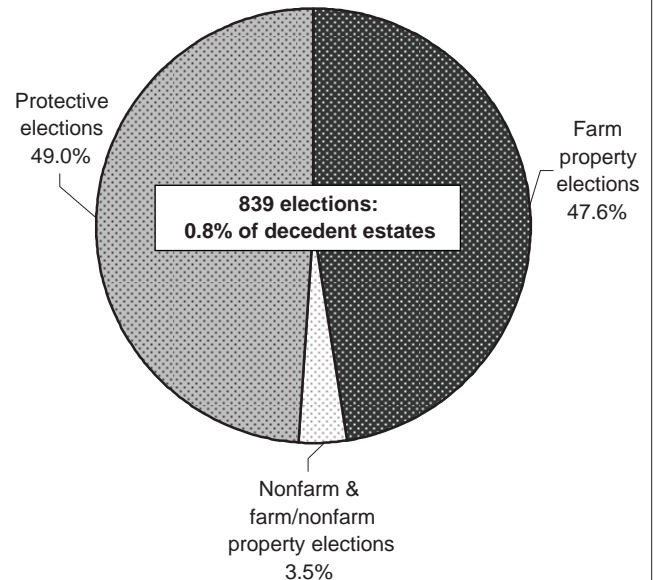
The U.S. Congress, through enactment of additions and changes to existing Federal estate tax law, has introduced several special, protective provisions for small and closely held businesses, including farms and other family-owned enterprises. With the Tax Reform Act of 1976, Congress protected farms and closely held businesses by providing for special use valuation of decedents' interests in such property. The value of property included in gross estate is generally the fair market value based on property's potential "highest and best use." However, if real property that is devoted to a farm or closely held business meets several requirements, the executor may elect to value the property at its "special," or actual, use in the business.⁹

For 2001, only 839 estates, 0.8 percent of all estates, reported special use valuation for real property (Figure T). The largest percentage of those elections, 49.0 percent, were protective elections that were contingent upon final property values.¹⁰ Estates elected special use valuation for farm property in 47.6 percent of all cases, while only 3.5 percent of all elections were made for nonfarm property or farm and nonfarm property.

Reported fair market value for qualifying property was \$380.6 million, and the property value decreased to \$191.3 million for qualifying purposes (Figure U). Estates in the mid-sized gross estate category, \$1.0 million under \$5.0 million, made up the majority of those that made nonprotective, special use elections, and mid-sized estates most frequently, although rarely, reported the election, just in 0.4 percent of all cases. A little more than a third of estates, 35.3 percent, that elected nonprotective, special use valuation reported an estate tax liability. The majority of estates with farm property elections, 66.7

Figure T

Composition of Special Use Valuation Elections, 2001 Estate Tax Decedents



percent, reported no estate tax liability. Estates with either nonfarm property or farm and nonfarm property were more likely to report an estate tax liability, in 62.1 percent of cases.

With the Taxpayer Relief Act of 1997, Congress sought to safeguard family-run businesses and provided an estate tax deduction for "qualifying" family-owned businesses included in gross estate.¹¹ The deduction, initially set at \$675,000, could not exceed \$1.3 million when combined with the applicable lifetime exemption. Therefore, as the lifetime exemption increased from \$625,000 in 1998 to \$1.5 million in 2004, the deduction would decrease and finally disappear in 2004.¹² For decedents who died in 2001, the available deduction for qualified family-owned business was \$625,000.

⁹ To meet the requirements for special use valuation, several conditions must be met, including, but not limited to: (1) real property must be used by the decedent or family member for a "qualified use," such as farming, at the decedent's date of death, as well as in 5 of 8 years preceding death; (2) real property must be transferred to a family member of the decedent; (3) at least 25 percent of the adjusted value of the gross estate must consist of the real property, (4) at least 50 percent of the adjusted value of the gross estate must consist of real and other business property, and (5) estate must consent to payment of additional estate tax if property is sold or no longer used for qualified purpose.

¹⁰ If an estate's executor must file a Federal estate tax return prior to final determination of real property's qualification as special use property, the executor may make a protective election to specially value the property, contingent upon property's value as finally determined.

¹¹ In order to qualify for the deduction, several requirements must be met, including, but not limited to: (1) at least 50 percent of a decedent's total gross estate must equal the value of his or her interest in the family-owned business, (2) the decedent or family member must have been a material participant in the business, (3) the business must be predominantly owned by the decedent's family, and (4) additional estate tax is imposed if, within a period of 10 years after the decedent's death and before the qualified heir's death, the heir fails to materially participate in the business.

¹² In the 1997 Act, Congress provided for gradual increase in the lifetime exemption from \$625,000 in 1998 to \$850,000 in 2004. However, in 2001, Congress enacted legislation in the Economic Growth and Tax Relief Reconciliation Act that completely changed the landscape of estate tax law. As a result, the lifetime exemption, \$675,000 in 2000 and 2001, is set to increase to \$3.5 million in 2009, and the estate tax disappears entirely for deaths in 2010.

Which Estates Are Affected by the Federal Estate Tax?: An Examination of the Filing Population for Year-of-Death 2001

Statistics of Income Bulletin | Summer 2005

Figure U

Nonprotective, Special Use Elections, by Size of Total Gross Estate, Tax Purposes, 2001 Estate Tax Decedents

[Money amounts are in thousands of dollars]

Type of election and size of gross estate, for tax purposes	Total gross estate, tax purposes		Fair market value, special use property		Qualified use value, special use property		Net estate tax	
	Number	Amount	Number	Amount	Number	Amount	Number	Amount
	(1)	(2)	(3)	(4)	(5)	(6)	(7)	(8)
All nonprotective elections, total	428	683,665	384	380,649	382	191,291	151	61,067
Under \$1.0 million	172	138,085	153	122,775	153	56,855	19	843
\$1.0 million under \$5.0 million	246	447,379	220	239,471	218	122,193	123	41,246
\$5.0 million or more	10	98,200	10	18,403	10	12,243	8	18,977
Farm property elections, total	399	608,476	364	365,080	362	180,866	133	50,052
Under \$1.0 million	172	138,085	153	122,775	153	56,855	19	843
\$1.0 million under \$5.0 million	219	394,006	204	229,002	202	115,432	109	34,060
\$5.0 million or more	7	76,385	7	13,302	7	8,579	5	15,148
Nonfarm and farm/nonfarm property elections, total	29	75,189	20	15,569	20	10,425	18	11,015
Under \$1.0 million	0	0	0	0	0	0	0	0
\$1.0 million under \$5.0 million	26	53,373	17	10,469	17	6,761	14	7,186
\$5.0 million or more	3	21,815	3	5,100	3	3,664	3	3,829

NOTE: This figure does not include data for protective elections, as estates that make protective elections do not report fair market and qualified use values. An estate may make a

Figure V

Use of Qualified Family-Owned Business Deduction, by Tax Status and Size of Total Gross Estate, Tax Purposes, 2001 Estate Tax Decedents

[Money amounts are in thousands of dollars]

Tax status and size of gross estate, tax purposes	Total gross estate, tax purposes		Qualified family-owned business deduction		Net estate tax	
	Number	Amount	Number	Amount	Number	Amount
	(1)	(2)	(3)	(4)	(5)	(6)
All	1,130	2,775,542	1,130	637,349	343	299,810
Under \$1.0 million	309	265,502	309	120,679	36	1,155
\$1.0 million under \$5.0 million	737	1,356,437	737	462,609	247	75,494
\$5.0 million or more	84	1,153,603	84	54,061	60	223,161
Taxable, total	343	1,488,920	343	210,114	343	299,810
Under \$1.0 million	36	28,554	36	7,462	36	1,155
\$1.0 million under \$5.0 million	247	610,258	247	163,565	247	75,494
\$5.0 million or more	60	850,108	60	39,088	60	223,161
Nontaxable, total	787	1,286,622	787	427,235	0	0
Under \$1.0 million	273	236,948	273	113,218	0	0
\$1.0 million under \$5.0 million	490	746,179	490	299,044	0	0
\$5.0 million or more	23	303,494	23	14,973	0	0

Only a small fraction of estates utilized the qualified family-owned business deduction in calculating taxable estate and estate tax liability. For year of death 2001, only 1,130 estates, or 1.0 percent of the estate tax decedent population, claimed the deduction (Figure V). The deduction reduced these estates, overall, by \$637.3 million. While estates in the \$1.0 million under \$5.0 million category made up the ma-

majority of those that used the deduction, estates with \$5.0 million or more in gross assets were more likely to claim the deduction, compared to decedents in other gross estate categories. In terms of taxability, only 30.4 percent of estates that claimed the deduction reported an estate tax liability.

Congress has also enacted legislation that lessens the burden of certain estate tax payments for estates

Which Estates Are Affected by the Federal Estate Tax?: An Examination of the Filing Population for Year-of-Death 2001

Statistics of Income Bulletin | Summer 2005

comprised of closely held businesses. Initially, in 1958, Congress introduced installment payments for these estates, and then, in 1976, Congress established rules for deferral of payments. In order to qualify for these provisions, at least 35 percent of the value of adjusted gross estate must consist of an interest in a closely held business.¹³ The provisions provide estates with an alternative to selling closely held interests in order to meet Federal tax responsibilities, as tax payments may be paid over a period of 14 years. However, only that portion of estate tax liability that is attributable to the decedent's closely held business is eligible for deferral of payments. An executor's decision to use these payment options is not contingent on the election of special use valuation. However, if the executor elects special use valuation, the same, lower value must be used for determining the deferred tax payments.¹⁴

Relatively few estates for 2001 decedents chose to postpone payment of estate tax liabilities due to ownership interests in closely held businesses. Only 426 estates, less than half a percentage point of all estates, elected the payment option offered under law (Figure W). Relatively small estates, those with total assets of less than \$5.0 million, represented the largest share of the 426 estates that elected to defer tax. However, the largest estates, with \$5.0 million or more in total assets, elected deferral in only 2.7 percent of all cases. Only 0.3 percent of smaller estates elected to defer tax liability on closely held business interests. Estates for 2001 decedents deferred more than \$627.4 million in estate tax, or 57.9 percent of reported tax liabilities for those estates.

To preserve small, closely held and family-owned enterprises, Congress has introduced, and written into Federal estate tax law, special use valuation, the qualifying family-owned business deduction, and a provision for deferral of estate tax payments due to ownership in a closely held business. These provisions, among others, offer estates relief in the valuation of business assets and payment of Federal estate tax liabilities, so that the liquidation of business assets for tax purposes may be avoided.

Figure X presents a liquidity ratio of estates' liquid assets to reported Federal estate tax liabilities. Estates of 2001 decedents held \$55.3 billion in liquid asset holdings. In the aggregate, liquid assets—including State and local bonds, Federal savings bonds, other Federal bonds, cash, and cash management accounts—were sufficient (with a ratio greater than 1) to meet reported tax liabilities in all but one gross estate category.¹⁵ Taxable estates in the "\$5.0 million under \$10.0 million" category had a liquidity ratio of 0.9. For this category, reported estate tax liabilities exceeded reported liquid assets.

Figure Y organizes estate tax and liquidity data by estates' financial capacity to meet Federal estate tax responsibilities with only accumulated liquid assets. The majority of estates with an estate tax liability, 86.7 percent, reported liquid assets that exceeded estate tax liabilities. Those estates reported \$10.0 billion, or 41.9 percent, of the \$23.7 billion in reported Federal estate tax for 2001 decedents. The last column in Figure Y shows the number of estates that elected at least one of three special, small-business provisions, including special use valuation, the

Figure W

Tax Deferred, by Size of Total Gross Estate, Tax Purposes, 2001 Estate Tax Decedents

[Money amounts are in thousands of dollars]

Size of gross estate, for tax purposes	Total gross estate, tax purposes		Closely held business	Net estate tax	Tax deferred
	Number	Amount	Amount	Amount	Amount
	(1)	(2)	(3)	(4)	(5)
All	426	3,792,063	1,995,485	1,084,023	627,372
Under \$5.0 million	274	658,997	382,337	126,781	76,618
\$5.0 million or more	152	3,133,066	1,613,149	957,242	550,754

¹³ Other requirements exist to qualify for installment payments and deferral of estate tax. For example, under the law in effect for 2001, the definition of closely held business included three types of entities: (1) sole proprietorships, (2) partnerships, if the estate included 20 percent of more of the partnership interest or if the partnership had 15 or fewer partners, and (3) corporations, if the estate included 20 percent or more of the voting stock of the corporation or if the corporation had 15 or fewer shareholders. Specific requirements for qualification for deferred payments and the calculation of those payments will not be examined here.

¹⁴ Bittker, Boris, Elias Clark, and Grayson M.P. McCouch, *Federal Estate and Gift Taxation*, Aspen Law and Business, New York, 2000.

¹⁵ Estates reported \$57.7 billion in publicly traded corporate stock, which may be readily liquidated but is not included in the measure of liquid assets used here.

Which Estates Are Affected by the Federal Estate Tax?: An Examination of the Filing Population for Year-of-Death 2001

Statistics of Income Bulletin | Summer 2005

Figure X

Liquid Assets in Estates of 2001 Decedents, by Tax Status and Size of Total Gross Estate, Tax Purposes

[Money amounts are in thousands of dollars]

Size of gross estate, tax purposes	Total gross estate, tax purposes		Net estate tax		Liquid assets		Liquidity ratio
	Number	Amount	Number	Amount	Number	Amount	(Liquid assets/net estate tax)
	(1)	(2)	(3)	(4)	(5)	(6)	(7)
All returns, total	109,562	229,019,236	50,456	23,744,158	108,494	55,346,652	2.3
Under \$1.0 million	45,000	36,884,060	16,161	659,362	44,580	11,328,523	17.2
\$1.0 million under \$2.5 million	48,686	72,118,948	25,295	5,610,410	48,134	19,158,210	3.4
\$2.5 million under \$5.0 million	10,223	34,832,557	5,440	4,764,948	10,150	8,010,917	1.7
\$5.0 million under \$10.0 million	3,656	24,961,540	2,221	4,268,302	3,637	5,674,862	1.3
\$10.0 million under \$20.0 million	1,302	17,728,746	833	3,074,820	1,299	4,134,034	1.3
\$20.0 million or more	695	42,493,385	508	5,366,316	693	7,040,106	1.3
Taxable returns, total	50,456	129,638,497	50,456	23,744,158	50,247	34,432,750	1.5
Under \$1.0 million	16,161	13,957,128	16,161	659,362	16,057	4,851,269	7.4
\$1.0 million under \$2.5 million	25,295	37,261,234	25,295	5,610,410	25,215	12,038,493	2.1
\$2.5 million under \$5.0 million	5,440	18,689,404	5,440	4,764,948	5,419	4,955,667	1.0
\$5.0 million under \$10.0 million	2,221	15,237,150	2,221	4,268,302	2,218	3,864,324	0.9
\$10.0 million under \$20.0 million	833	11,368,137	833	3,074,820	833	2,939,358	1.0
\$20.0 million or more	508	33,125,443	508	5,366,316	506	5,783,639	1.1
Nontaxable returns, total	59,106	99,380,739	0	0	58,247	20,913,902	0
Under \$1.0 million	28,840	22,926,932	0	0	28,524	6,477,254	0
\$1.0 million under \$2.5 million	23,391	34,857,714	0	0	22,919	7,119,717	0
\$2.5 million under \$5.0 million	4,783	16,143,153	0	0	4,731	3,055,250	0
\$5.0 million under \$10.0 million	1,435	9,724,389	0	0	1,419	1,810,539	0
\$10.0 million under \$20.0 million	469	6,360,609	0	0	466	1,194,676	0
\$20.0 million or more	188	9,367,943	0	0	188	1,256,467	0

Note: Liquid assets includes State and local bonds, Federal savings bonds and other Federal bonds, as well as cash and cash management accounts.

qualified family-owned business deduction, and deferred payment of tax liability. Overall, 1,654 estates elected one or more business provisions. Most of those estates, 1,200, held liquid assets that exceeded their estate tax liabilities. Data in this column also suggest that special business provisions are increasingly utilized as liquidity issues arise, at least for estates with total assets of \$2.5 million or more.

Data Sources and Limitations

Analysts in the Special Projects Section of SOI's Special Studies Branch, with SOI staff in the Cincinnati Submission Processing Center, conduct the Estate Tax Study, which extracts demographic, financial, asset, and bequest data from Form 706, the Federal estate tax return. The Estate Tax Study is conducted on an annual basis, which allows production of filing year data on estate taxation. By focusing on a single year of death for a period of 3 years, the study also allows production of periodic year-of-death estimates. A single year of death is examined for 3 years in

order to sample estate tax returns filed in years subsequent to the year of death, as 99 percent of all returns for decedents who die in a given year are filed by the end of the second calendar year following the year of death. The Estate Tax Study for the period 2001-2003 concentrates on year-of-death 2001, the latest year-of-death estimates available. Study years 2004-2006 will concentrate on year-of-death 2004.

For each study year, 2001-2003, a sample was selected from returns filed. Samples were limited to returns filed for decedents who died after 1981. The sample for Filing Year 2001 included 10,838 returns out of a total population of 108,071. In 2002, the year in which most returns for 2001 decedents were filed, 13,415 returns were sampled out of a total of 99,604. There were 11,962 returns out of 73,127 sampled during filing year 2003. Of the 36,215 returns sampled during 2001-2003, there were 18,740 returns filed for 2001 decedents.

Estate tax returns were sampled while the returns were being processed for administrative purposes, but

Which Estates Are Affected by the Federal Estate Tax?: An Examination of the Filing Population for Year-of-Death 2001

Statistics of Income Bulletin | Summer 2005

Figure Y

Total Gross Estate, Net Estate Tax, and Liquid Assets, by Liquidity and Size of Total Gross Estate, Tax Purposes, 2001 Estate Tax Decedents

[Money amounts are in thousands of dollars]

Size of gross estate, tax purposes	Total gross estate, tax purposes		Net estate tax		Liquid assets		Special business provisions elected
	Number	Amount	Number	Amount	Number	Amount	Number
	(1)	(2)	(3)	(4)	(5)	(6)	(7)
All	109,562	229,019,236	50,456	23,744,158	108,494	55,346,652	1,654
Under \$1.0 million	45,000	36,884,060	16,161	659,362	44,580	11,328,523	436
\$1.0 million under \$2.5 million	48,686	72,118,948	25,295	5,610,410	48,134	19,158,210	818
\$2.5 million under \$5.0 million	10,223	34,832,557	5,440	4,764,948	10,150	8,010,917	209
\$5.0 million under \$10.0 million	3,656	24,961,540	2,221	4,268,302	3,637	5,674,862	115
\$10.0 million under \$20.0 million	1,302	17,728,746	833	3,074,820	1,299	4,134,034	45
\$20.0 million or more	695	42,493,385	508	5,366,316	693	7,040,106	32
Net estate tax less than or equal to liquid assets, total	95,017	177,191,130	35,942	9,954,628	94,158	49,942,766	1,200
Under \$1.0 million	43,134	35,236,728	14,297	511,170	42,818	11,264,191	408
\$1.0 million under \$2.5 million	40,966	59,965,923	17,597	3,514,000	40,494	18,233,961	658
\$2.5 million under \$5.0 million	7,297	24,594,567	2,517	1,864,649	7,245	6,846,358	90
\$5.0 million under \$10.0 million	2,336	15,927,327	902	1,295,078	2,320	4,505,204	23
\$10.0 million under \$20.0 million	843	11,407,923	374	934,667	840	3,302,878	12
\$20.0 million or more	441	30,058,663	254	1,835,065	441	5,790,174	9
Net estate tax greater than liquid assets, total	14,545	51,828,106	14,514	13,789,530	14,336	5,403,885	455
Under \$1.0 million	1,866	1,647,332	1,863	148,193	1,762	64,332	28
\$1.0 million under \$2.5 million	7,720	12,153,026	7,697	2,096,410	7,640	924,249	160
\$2.5 million under \$5.0 million	2,926	10,237,990	2,923	2,900,299	2,904	1,164,559	120
\$5.0 million under \$10.0 million	1,320	9,034,212	1,319	2,973,224	1,318	1,169,658	91
\$10.0 million under \$20.0 million	459	6,320,823	458	2,140,153	459	831,155	33
\$20.0 million or more	254	12,434,722	253	3,531,251	252	1,249,932	23

NOTE: Liquid assets include State and local bonds, Federal savings bonds and other Federal bonds, as well as cash and cash management accounts. Estates are considered to have elected a special business provision if special use valuation was used, if the qualified family-owned business deduction was taken, or if reported estate tax liability was deferred due to ownership in a closely held business. Protective elections for special use valuation are not included as elections of special business provisions.

before any audit examination. Returns were selected on a flow basis, using a stratified random probability sampling method, whereby the sample rates were preset based on the desired sample size and an estimate of the population. The design had three stratification variables: year of death, age at death, and size of total gross estate plus adjusted taxable gifts. For the 2001-2003 filing years, the year-of-death variable was separated into two categories: 2001 year of death and non-2001 year of death. Age was disaggregated into four categories: under 40, 40 under 50, 50 under 65, and 65 and older (including age unknown). Total gross estate plus adjusted taxable gifts was limited to seven categories: under \$1 million, \$1 million under \$1.5 million, \$1.5 million under \$2.0 million, \$2.0 million under \$3.0 million, \$3.0 million under \$5.0 million, \$5.0 million under \$10.0 million, and \$10.0 million or more. Sampling rates ranged from 1 percent to 100 percent. Returns for over half of the strata were selected at the 100-percent rate.

Because almost 99 percent of all returns for decedents who die in a given year are filed by the end of the second calendar year following the year of death and because the decedent's age at death and the length of time between the decedent's date of death and the filing of an estate tax return are related, it was possible to predict the percentage of unfiled returns within age strata. The sample weights were adjusted accordingly, in order to account for returns for 2001 decedents not filed by the end of Filing Year 2003.

Explanation of Selected Terms

Brief definitions of some of the terms used in the tables are provided below:

Adjusted taxable estate—This is the sum of taxable estate and adjusted taxable gifts.

Adjusted taxable gifts—Certain gifts made during the life of an individual who died before 1982 were automatically included in the gross estate. However,

Which Estates Are Affected by the Federal Estate Tax?: An Examination of the Filing Population for Year-of-Death 2001

Statistics of Income Bulletin | Summer 2005

for the estate of an individual who died after 1981, these gifts were not generally included in the gross estate. Instead, they were added to the taxable estate, creating the “adjusted taxable estate” for the purposes of determining the “estate tax before credits.”

Bequests to surviving spouse—This is the value of property interests passing from the decedent to the surviving spouse, and it is taken as a deduction from the total gross estate.

Charitable deduction—This is the deduction allowable for decedent’s contributions to qualifying charitable organizations.

Estate tax before credits—This is the tax obtained by applying the graduated estate tax rates to the adjusted taxable estate reduced by the amount of Federal gift taxes previously paid.

Exclusion or exemption amount—The value of property transfers that individuals may give during life or at death.

Federal gift taxes previously paid—A credit was allowed against the estate tax for the Federal gift tax paid on a gift made by a decedent before 1977. No credit, apart from the unified credit, is allowed for any gift tax paid on gifts made after 1976.

Filing threshold—Same as exclusion or exemption amount.

Net estate tax—This is the tax liability of the estate after subtraction of credits for State death taxes, foreign death taxes, credit for tax on prior transfers, and Federal gift taxes previously paid. In addition, a unified credit, graduated according to the year of death and a “credit” for gift taxes paid on post-1976 gifts, is allowed (see also “unified credit”).

Net worth—Net worth is equal to total gross estate less mortgages and other debts calculated at a decedent’s date of death.

Nontaxable return—A nontaxable return is one with no estate tax liability after credits.

Other tax credits—This is the sum of all tax credits for foreign death taxes, Federal gift taxes, and taxes on prior transfers taken as a deduction against the estate tax before credits.

Tax on prior transfers—A tax credit is allowed for Federal estate tax paid on property received by the decedent or the estate from a transferor who died within 10 years before, or 2 years after, the decedent. The credit is intended to lessen the burden of double taxation between successive estates whose owners had died within a short period of time. Depending on the time that has elapsed between the deaths, a credit

is allowed for all or part of the Federal estate tax paid by the transferor’s estate with respect to the transfer.

Taxable estate—Taxable estate is the base to which the graduated Federal estate tax rates are applied in computing the estate tax before credits. Taxable estate is equal to the value of the total gross estate less deductions for the following: funeral and administrative expenses; casualty and theft losses; debts, mortgages, losses, and other claims against the estate, including pledges to charitable organizations; bequests to the surviving spouse; and the employee stock ownership plan (ESOP) deduction (included in the statistics for “other expenses and losses”).

Taxable return—A taxable return is one with estate tax liability after credits.

Total gross estate—An estate tax return is required in the case of every decedent whose gross estate, at the date of death, exceeded the legal filing requirement in effect for the year of death. For estate tax purposes, the gross estate includes all property or interest in property before reduction by debts (except policy loans against insurance) and mortgages, or administrative expenses. Included in the gross estate are items such as real estate, tangible and intangible personal property, certain lifetime gifts made by the decedent, property in which the decedent had a general power of appointment, the decedent’s interest in annuities receivable by the surviving beneficiary, the decedent’s share in community property, life insurance proceeds (even though payable to beneficiaries other than the estate), dower or curtesy of the surviving spouse (inherited property), and, with certain exceptions, joint estates with right of survivorship and tenancies by the entirety. In this article, total gross estate refers to the value of assets at the date of the decedent’s death.

Unified credit—The unified credit is applied as a dollar-for-dollar reduction in estate and/or gift taxes. The unified credit represents the amount of tax on that part of gross estate that is below the filing requirement. The credit must be used to offset gift taxes on lifetime transfers made after 1976. However, to the extent it is so used, the amount of credit available at death is reduced.

Note

For additional estate tax data for Year-of-Death 2001, revised in October 2007, visit SOI’s Tax Stats Web site at <http://www.irs.gov/taxstats/indtaxstats/article/0,,id=96442,00.html#3>.