



Link & Learn Taxes

Certification Tests: Getting Started

VITA/TCE Central

Thank you for accessing the Link & Learn Taxes certification test site. You can register and login into the test using VITA/TCE Central. In addition, return here to access the latest training and testing materials using Quick Links. Quick Links will include a file for all the certification tests and VITA/TCE training guides (including the optional specialty courses) in Adobe Acrobat PDF file format. In addition, you can access the Volunteer Standards of Conduct training course, Intake/Interview and Quality Review Training, the Practice Lab, and the evaluations.

VITA/TCE Central

Home

Certification Tests

Login Name:
Login Name
Password:
Password

▶ Login to your IRS account:
Login

▶ Set up a new IRS account:
Create Account

▶ Forgot Password?
[CLICK HERE](#)

Instructor Tools

Classroom Presentations
Lesson Plans
Instructor Guide 4555e

More Help

▶ [Getting Started Tutorial](#)
▶ [IRS Publications and Forms](#)
▶ [Get Adobe® Reader®](#)

Quick Links

▶ [Link & Learn Taxes Lessons](#)
▶ [Certification Test/Retest PDFs](#)
▶ [VITA/TCE Training Guide PDFs](#)
▶ [Evaluations](#)
▶ [Practice Lab](#)
▶ [VSOC Training](#)
▶ [Intake/Interview and Quality Review Training](#)

Access the latest training and testing materials using Quick Links.

New volunteers must click "Create Account" in order to take the certification test. Click [Getting Started Tutorial](#) under More Help for instructions on creating an account and taking the certification tests. If you already have an account, please log in above.

Site Coordinators must create an account and register as Site Coordinator in the Site Coordinator field in order to take the Site Coordinator training. Foreign Student and Scholar volunteers no longer need to create an account and register as Foreign Student in the Group field in order to take the Foreign Student and Scholar test.

Important: You must turn off pop-up blockers to view the training.

If you have not completed an evaluation for the VITA/TCE training program click Evaluation under Quick Links.

RSS Feed
IRS News Releases

YouTube
IRS Videos
IRS Podcasts in American Sign Language (ASL)

Facebook
Internal Revenue Service Tax Professionals
Facebook Account

iTunes
IRS Podcasts

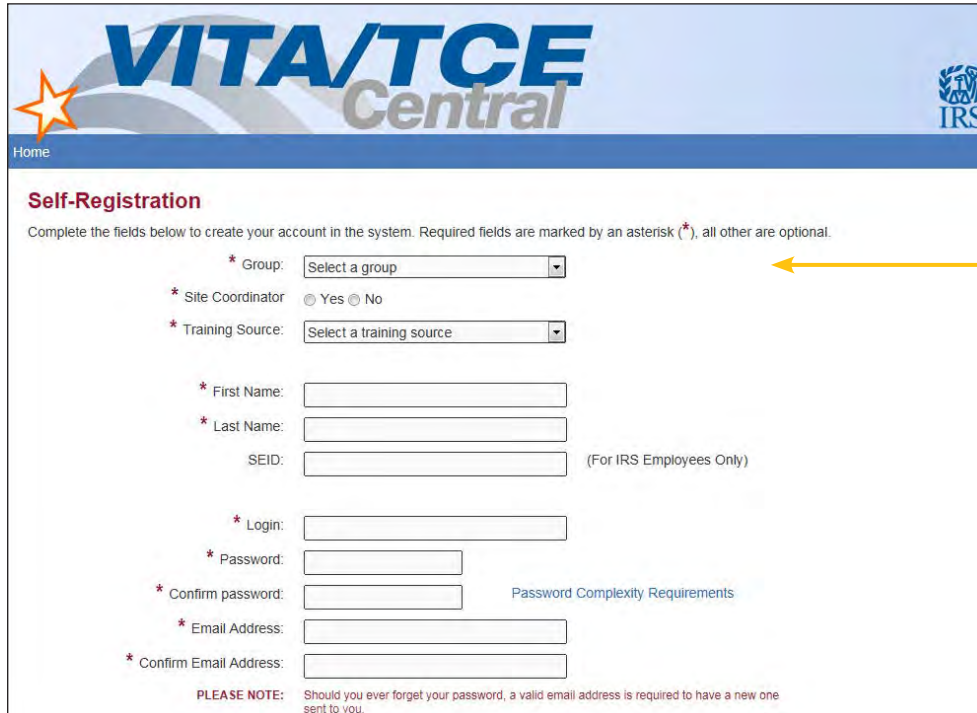
Twitter
IRS News
Tax Professionals
Official Account

How to Register

To become certified for the VITA/TCE Programs, you must first self-register in the VITA/TCE Central testing system (your Practice Lab user name and password **will not** work on the certification test site):

- Go to the VITA/TCE Central homepage at <https://www.linklearncertification.com>. (Copy and paste into a browser, and add to Favorites for easy access at a later time.)
- Click the **Create Account** button to set up a new IRS account. Complete the fields to create your account in the system. Required fields are marked by an asterisk (*), all others are optional.

- **Group:** Select the appropriate volunteer group from the choices in the drop-down menu. If you are also a Site Coordinator, please check the Site Coordinator check box to have access to the Site Coordinator training course.



VITA/TCE Central

Home

Self-Registration

Complete the fields below to create your account in the system. Required fields are marked by an asterisk (*), all other are optional.

* Group:

* Site Coordinator: ☐ Yes ☐ No

* Training Source:

* First Name:

* Last Name:

SEID: (For IRS Employees Only)

* Login:

* Password:

* Confirm password: [Password Complexity Requirements](#)

* Email Address:

* Confirm Email Address:

PLEASE NOTE: Should you ever forget your password, a valid email address is required to have a new one sent to you.

Select the appropriate volunteer group.

- Continue to fill in the registration form with your first and last name, address, email address, and other information. You will choose a login name and password to use every time you return to VITA/TCE Central.
- Passwords are case sensitive.
- Should you ever forget your password, a valid email address is required in order to send you a new password.
- Optional: If you receive Continuing Education (CE) Credits for taking the Certification Tests, select your CE Credit role from the drop-down menu on the registration form. The selected role will appear on the Form 13615 Volunteer Agreement after you complete any tests.
- Optional: A PTIN is a “Preparer Tax Identification Number” issued by the IRS. If you have a PTIN, enter it in the appropriate place on the registration form. PTIN must start with the letter P, followed by eight digits. Do not include a hyphen. If you do not have a PTIN, leave this field blank.

Note: You can always update or change your personal information, group, or password by clicking **My Account**.

The following personal information should be reviewed and updated yearly if changes have occurred:

- Email
- Years Volunteered, group
- Site coordinator
- Continuing education credit

TIP

Problems with the website?

If you are experiencing problems accessing the Certification Test website:

- Try using the link <http://www.linklearncertification.com/>
- Try adding <http://www.linklearncertification.com> as a “trusted site” in Internet Explorer
- Use a different browser such as Google Chrome or Firefox
- Make sure your browser settings have pop-up blockers turned off

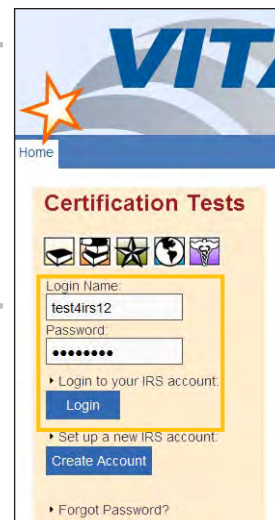
Login to Certification

Once you create your login and password, you can login to the Home page. Your password is case sensitive. Remember, Practice Lab is not associated with the certification test site, and your Practice Lab user name and password will not provide access to the tests.

Volunteer Standards of Conduct Training and Test

To participate in the VITA/TCE program, first review the IRS Volunteer Standards of Conduct (VSOC) training course, which can be accessed on the VITA/TCE Central portal page. Then, you must pass the Volunteer Standards of Conduct (VSOC) test:

- Click on a tab for your course of training, such as Basic, Advanced, Military, or International. All tabs include a link to the VSOC exam.



Home


Certification Tests

Login Name: test4irs12
Password: *****

► Login to your IRS account.
Login

► Set up a new IRS account.
Create Account

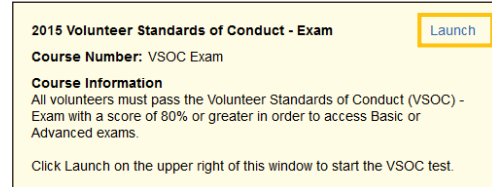
► Forgot Password?
[Click Here](#)



2015 VITA/TCE Certification Test | My Account

Basic	Advanced	Military	International	Puerto Rico	Foreign Student
Course name	Score	Pass/Fail (click for results)	Attempts (2 attempts per exam allowed)	If you would like to review the Volunteer Standards of Conduct course, click here to review the course in PDF format. Click here to review the Intake/Interview & Quality Review training.	
2015 Volunteer Standards of Conduct - Exam			0		
2015 Intake/Interview and Quality Review Exam			0		
2015 Basic Exam			0		

- In the first column, under the heading “Course name,” click on the link for **Volunteer Standards of Conduct - Exam**. This opens a description dialog box. Within this window, click **Launch** on the upper right to start the exam.



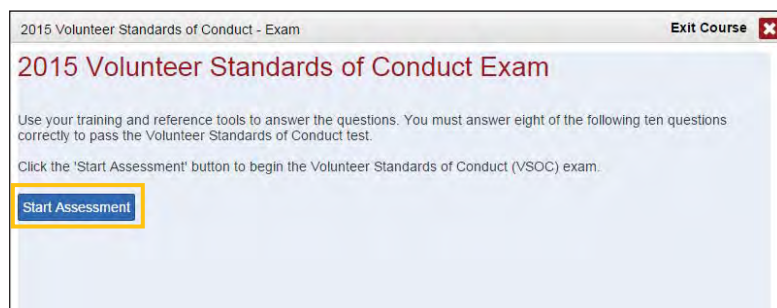
2015 Volunteer Standards of Conduct - Exam **Launch**

Course Number: VSOC Exam

Course Information
All volunteers must pass the Volunteer Standards of Conduct (VSOC) - Exam with a score of 80% or greater in order to access Basic or Advanced exams.

Click Launch on the upper right of this window to start the VSOC test.

- Follow the instructions within the exam. You'll begin the exam by clicking the **Start Assessment** button. See the topic below on Taking VITA/TCE Certification Tests for more information on navigating through exams.



2015 Volunteer Standards of Conduct - Exam **Exit Course**

2015 Volunteer Standards of Conduct Exam

Use your training and reference tools to answer the questions. You must answer eight of the following ten questions correctly to pass the Volunteer Standards of Conduct test.

Click the 'Start Assessment' button to begin the Volunteer Standards of Conduct (VSOC) exam.

Start Assessment

- You must pass the VSOC Exam with a score of 80% or greater. If you fail the exam, you may review the VSOC lesson and take the exam again. The exam questions may be different.

- When you pass the exam, click **Print Certificate** in the Pass/Fail column for a certificate of completion.

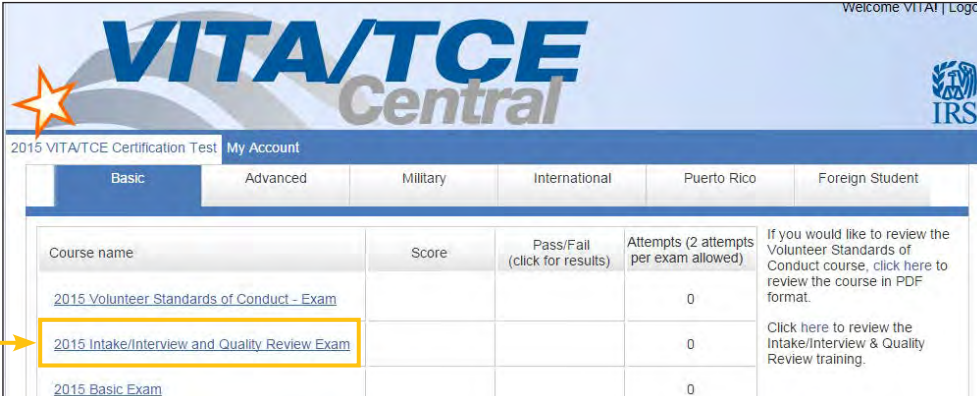
Note: The Volunteer Standards of Conduct Exam is a prerequisite to all other courses. If you do not pass this exam after the second attempt, you may not proceed to any other exams.

Intake/Interview & Quality Review Exam

All tax preparers, Quality Reviewers, Instructors, and Site Coordinators must also pass the Intake/Interview and Quality Review test. First review the Intake/Interview and Quality Review Training course located under “Quick Links” on the VITA/TCE Central portal page. Then, log in to the test center and click on the link to the Intake/Interview and Quality Review Exam.

You must pass the 10-question exam with a score of 80% or greater. If you fail the exam, you may review the Intake/Interview and Quality Review Training and take the exam again. The exam questions may be different.

It is not possible to take any of the other exams without first passing both the VSOC exam and the Intake/Interview and Quality Review exam.



2015 VITA/TCE Certification Test My Account

Course name	Score	Pass/Fail (click for results)	Attempts (2 attempts per exam allowed)	If you would like to review the Volunteer Standards of Conduct course, click here to review the course in PDF format. Click here to review the Intake/Interview & Quality Review training.
2015 Volunteer Standards of Conduct - Exam			0	
2015 Intake/Interview and Quality Review Exam			0	
2015 Basic Exam			0	

All tax-preparation volunteers must pass this test.

Signing Your Form 13615, Volunteer Agreement

After passing any of the exams, you may sign your Form 13615, Volunteer Standards of Conduct Agreement – VITA/TCE Programs:

- Click the **check-box** next to the statement, “You may sign your Volunteer Agreement electronically by checking this box.” A record of your digital signature will be included in a report to your Site Coordinator.



2015 VITA/TCE Certification Test My Account

Course name	Score	Pass/Fail (click for results)	Attempts (2 attempts per exam allowed)	<input type="checkbox"/> You may sign your Volunteer Agreement electronically by checking this box Click here to open and complete your Volunteer Agreement. Click Print from the file menu to print the page.
2015 Volunteer Standards of Conduct - Exam	100.00 %	Pass Print Certificate	1	
2015 Intake/Interview and Quality Review Exam	100.00 %	Pass Print Certificate	1	
2015 Basic Exam				

Click the box to electronically sign Form 13615.

Click the link to print your certificate.

- Open your **Form 13615** as a PDF by clicking **Click here to open and complete your Volunteer Agreement**.
 - All completed and passed exams are entered automatically on page 2 of the form.
 - All the information from your registration page will transfer to Form 13615.
 - The telephone, sponsoring partner/site name, and approving official name and title can be manually completed by volunteers.
 - You may print this document at any time.

After completing all the exams you plan to take, print out Form 13615, read and sign it, and return it to your sponsor or Site Coordinator. Form 13615 must be signed and dated by the Site Coordinator, sponsoring partner, instructor, or IRS contact, verifying your identity and that you have completed the required training and certification prior to working at a site. When you complete the online certification test, you will automatically be included on a list of certified volunteers. More information on Standards of Conduct can

The screenshot shows the VITA/TCE Central website interface. At the top, there's a header with the VITA/TCE Central logo and a 'Welcome VITA/TCE | Logout' link. Below the header, there's a navigation bar with tabs for 'Basic', 'Advanced', 'Military', 'International', 'Puerto Rico', and 'Foreign Student'. The 'Advanced' tab is selected. Below the navigation bar, there's a table showing the results of the 2015 VITA/TCE Certification Test. The table has columns for 'Course name', 'Score', 'Pass/Fail (click for results)', and 'Attempts (2 attempts per exam allowed)'. The table lists three exams: '2015 Volunteer Standards of Conduct - Exam' (Score: 100.00 %, Pass/Fail: Pass, Attempts: 1), '2015 Intake/Interview and Quality Review Exam' (Score: 100.00 %, Pass/Fail: Pass, Attempts: 1), and '2015 Advanced Exam' (Score: , Pass/Fail: , Attempts: 0). To the right of the table, there's a checkbox for 'You may sign your Volunteer Agreement electronically by checking this box' and a 'Click here to open and' link. Below the table, there's a 'Launch' button for the '2015 Advanced Exam'. A yellow box highlights the 'Launch' button and contains the following text: '2015 Advanced Exam', 'Course Number: None', 'Course Information', 'Welcome to the Advanced Link & Learn Taxes Certification test for VITA/TCE. You must complete the test with a minimum score of 80% (32 correct out of 40 questions) to earn certification.', and 'Click Launch on the upper right of this window to start the test. (The launch button is only available upon successful completion of the Volunteer Standards of Conduct Exam and the Intake/Interview & Quality Review Exam.)'.

be found in Publication 4299, Privacy, Confidentiality, and Civil Rights – A Public Trust.

Taking VITA/TCE Certification Tests

Volunteers preparing tax returns must pass either the Basic or Advanced certification test. Note that Basic and Advanced are standalone certifications; it is not required to take the Basic exam if you wish to certify in Advanced. A minimum score of 80% is required to pass each certification test. After your Basic or Advanced certification, you can test for the optional Health Savings Account (HSA) certification. Only volunteers who have passed the Advanced exam may choose to test for any or all of the other certifications: Military and International. You are allowed two attempts to take each exam.

To take an exam:

- Click on the **tab** for the certification path you want to achieve. All the exams available for each certification path will be listed under the corresponding tabs.



The test scenarios on VITA/TCE Central are the same as in the printed test booklet (Form 6744, Test/Retest). However, each question on the online test can be from either the Test or the Retest. You must read each question carefully before entering your answers.

- In the Course Name column, click the link for your exam to open a description. Click **Launch** in the upper right corner of the description window to open the exam.
- If there is no Launch button, then you have not completed and passed the necessary prerequisite(s). For example, you cannot take the Basic or Advanced Exam before passing both the VSOC Exam and the Intake/Interview & Quality Review Exam. If you registered as a Site Coordinator, you must complete the Site Coordinator course before proceeding to the Basic or Advanced exam.
- After launching an exam, you'll get an introduction page to the exam, which has useful information and may have links to tax tables or course scenarios. Open these PDF documents if available and either leave them open on your computer for reference, or print them out.

- After reading the information on the introduction, click the **Start Assessment** button.
- To navigate within a certification test, use the simple controls available on each test screen.

- **Back:** Takes you to the previous screen or question
- **Next:** Takes you to the next screen or question
- **Skip:** Allows you to skip a question and come back to it later
- **First Skipped Question:** Returns to the first test question that you have not answered
- **Next Skipped Question:** Takes you to the next test question that you have not answered
- **Question Drop-down Menu:** Allows you to jump directly to any question, as listed under each scenario in the test

- You cannot use **Next** or **Back** without answering the question on the screen. If you want to skip the question temporarily and move to the next question, click the **Skip** button. If you want to return to the Scenario description, click on the Scenario listed on the **Question Drop-down Menu**.
- You may stop and close the test at any time and come back to finish.
- When you have reached the end of the exam, you'll see a **Review** screen, which is the last screen before you submit your answers.

2015 Basic Exam

2015 Basic Exam

Caution: You can complete the test by answering the questions in the test/retest booklet and certifying using Link & Learn Taxes. It is very important to understand the following information. The test scenarios on Link & Learn Taxes are the same as in the printed test/retest booklet (Form 6744). However, each question on the Link & Learn Taxes test can be from the test or the retest. You must read each question carefully before entering your answers online.

Use only **2015** values for exemptions, deductions, credits and tax to obtain answers. Test answers are to be rounded as directed in the instructions to the form. The test can be taken by preparing paper tax returns or using 2015 tax preparation software. The Practice Lab, which is available on Link & Learn Taxes, is 2015 tax preparation software (TaxWise Online training version) developed for VITA/TCE volunteers.

If you are using the Link & Learn Taxes Practice Lab, replace the X's in the SSNs and EINs with your unique User ID. Use your city, state, and ZIP code when completing any of the forms, unless otherwise indicated. All Social Security numbers, employer identification numbers, and routing/account numbers provided in the scenarios are fictitious.

Click the 'Start Assessment' button to begin the exam.

Start Assessment

2015 Basic Exam

2015 Basic Exam - Scenario 1: Wendy Gordon - Question 1 of 2.

Interview Notes

- Wendy is 20 years old, single, and a U.S. citizen with a valid S
- On Wendy's Intake and Interview sheet, she answered "Unsur spouse on their tax return?"
- During the interview with Wendy, you determine the following:
 - Wendy was a full-time student during 2015.
 - Her only income was \$6,500 in wages.
 - She lived with her parents all year, but they told her they w parents are required to file a return
 - Wendy does not provide more than half of her own support

1. Which of the following statements is correct?

☐ A. Wendy must claim 0 exemptions, because her income was les

☐ B. Wendy must claim 0 exemptions, because her parents can cla

☐ C. Wendy can claim 1 exemption, because she had earned incor

☐ D. Wendy can claim 1 exemption, because her parents have dec

Scenario 1: Wendy Gordon
1
2

Scenario 2: Joanne Parks
1
2

Scenario 3: Mike Hastings
1
2

Scenario 4: Paul and Jessica Vermillion
1
2
3

Scenario 5: Jim Wells and Sally Fulton
1
2

Scenario 6: Melinda Armstrong
1
2

Scenario 7: Warren and Shirley Graves
1

Back **Next** **Skip** **First Skipped Question** **Next Skipped Question** **Help**

TIP

For fill-in-the-blank questions:

- Do not enter dollar signs, commas, periods, or decimal points. For example, enter "nineteen thousand dollars" as: 19000
- Enter negative numbers using the minus sign on your keyboard.
- Round decimals up or down to the nearest whole number.

This Review screen summarizes all the questions and your selected answers and alerts you if you have any unanswered questions. You may return to any question to change your answer if desired before you submit your test for scoring; simply click on the desired question from the **Question Drop-down Menu** at the bottom of the page, or use the **Back** button.

- When you are satisfied with your answers, click the **Submit** button in the Review screen at the bottom of the page to score your test.

Scenario 4: Andrew and Lily

19. What is the total amount of the residential energy credit from Form 5695 for the Albrights? \$ _____

20. Lily says that they have a balance due on their return every year. What can you suggest to prevent or decrease the amount they owe when they file next year?

Back SUBMIT First Skipped Question Next Skipped Question

Review

19. What is the total amount of the residential energy credit from Form 5695 for the Albrights? \$ _____

20. Lily says that they have a balance due on their return every year. What can you suggest to prevent or decrease the amount they owe when they file next year?

Back SUBMIT First Skipped Question Next Skipped Question

Review

- After clicking Submit, the **Certification Test Results** screen will be displayed. On this screen, you can view:
 - Your total score for the exam (at the bottom of the screen).
 - The result for each question.
 - Feedback for incorrect questions, along with links to the Link & Learn Taxes lesson with the information needed to answer the test question. This is your personalized review lesson; use these links to study specific content as needed.

- Close the assessment window by clicking on the X in the upper right corner. VITA/TCE Central updates immediately to show you your score and whether you passed or failed the exam. A passing score allows you to print a certificate for that exam. Your online Form 13615 is also updated automatically.
- If you do not pass the test the first time, you may review the course material and try again.



For iPad or tablet users:

If the certification test window does not have a scroll bar and you cannot submit your test, close the window. Then, click the “In progress” link in the Pass/Fail column for that particular test. This reopens the test in a new window. Navigate to the final Review screen where you can click Submit.

Exit Course

• Lisa worked as a clerk and earned \$26,500.
• Lisa and Oliver are U.S. citizens and have valid social security numbers.

10b. Is Lisa eligible to claim EIC?

Scenario 6: James and Bridget Thurston

11. What question on the Intake and Interview Sheet was marked incorrectly by the Thurstons based on the documents they provided? Incorrect Compare Intake and Interview Sheet to scenario information and documents. Review the Screening and Interviewing lesson. [Click here to review the lesson.](#)

12. What is the Thurstons' standard deduction? Correct

13. Do the Thurstons qualify for the retirement savings contribution credit? Correct

14. James should report \$10,000 on Form 1040, line 20a. Correct

Puerto Rico Tests

- All volunteers are required to complete the Volunteer Standards of Conduct (VSOC) test and the Intake/Interview & Quality Review test before taking other exams.
- Click the Puerto Rico tab to access the Puerto Rico tests.
- Volunteers must pass the Basic Exam (or Advanced Exam) before proceeding to the Puerto Rico Level I exam.
- Volunteers may proceed to Puerto Rico Level II exam after certification in Puerto Rico Level I.
- You should take either the English or Spanish Puerto Rico test, but not both.
- Each test must be passed with a minimum score of 80%.

Foreign Student Test

- All volunteers are required to complete the Volunteer Standards of Conduct (VSOC) test and the Intake/Interview & Quality Review test before taking other exams.
- Click the Foreign Student tab to access the test.
- The test must be passed with a minimum score of 80%.

Site Coordinator Course

- All volunteers, including Site Coordinators, are required to complete the Volunteer Standards of Conduct (VSOC) test and the Intake/Interview & Quality Review test before taking other exams.
- Volunteers registered as Site Coordinators are also required to complete the Site Coordinator training course. If you did not select Site Coordinator group when you registered, you can change your group by clicking My Account.
- Click the Site Coordinator Course link to launch the course.
- You must complete the training by reviewing every screen in the course. Clicking on the “Exit Course” X button on the very last screen gives you credit for completing the training.
- The Site Coordinator Course is a prerequisite before Site Coordinators can proceed with any other exams.

References

For **Quick Links** to Volunteer Standards of Conduct Training, Intake/Interview and Quality Review Training, Link & Learn Taxes Lessons, Certification Test/Retest PDFs, Practice Lab, Evaluations, and more, return to the [VITA/TCE Central home page](#).

Click here for a brief video demonstration on [How to Register on the VITA/TCE Central Testing System](#).

Click here for a brief video demonstration on [Taking Certification Tests](#).

Click here for [IRS Publications and Forms](#).

Click here for [Adobe Reader](#).

For login problems or other technical issues, email the Certification Test Help Desk at linklearnsupport@epsilonsystems.com

